



PowerShares DB US Dollar Index Bearish Fund
Statements of Operations (unaudited)

	For the Period March 1, 2014 through March 31, 2014	Year to Date
Income		
Interest Income, net	\$ 2,671	\$ 8,231
Expenses		
Management fee	38,045	112,188
Brokerage commissions and fees	5,536	8,279
Total expenses	43,581	120,467
Net investment income (loss)	<u>(40,910)</u>	<u>(112,236)</u>
Net Realized and Net Change in Unrealized Gain (Loss) on United States Treasury Obligations and Futures		
Net Realized Gain (Loss) on		
United States Treasury Obligations	-	342
Futures	537,203	455,807
Net Realized Gain (Loss)	<u>537,203</u>	<u>456,149</u>
Net Change in Unrealized Gain (Loss) on		
United States Treasury Obligations	1,086	(124)
Futures	(856,009)	(493,182)
Net Change in Unrealized Gain (Loss)	<u>(854,923)</u>	<u>(493,306)</u>
Net realized and net change in unrealized gain (loss) on United States Treasury Obligations and Futures	<u>(317,720)</u>	<u>(37,157)</u>
Net Income (Loss)	<u>\$ (358,630)</u>	<u>\$ (149,393)</u>

To the best of the knowledge and belief of the undersigned, the information contained in this report is accurate and complete.



 Martin Kremenstein
 Chief Executive Officer
 DB Commodity Services LLC




 Michael Gilligan
 Chief Financial Officer
 DB Commodity Services LLC

PowerShares DB US Dollar Index Bearish Fund
Unaudited Statement of Changes in Shareholders' Equity
Period From March 1, 2014 to March 31, 2014


	General Shares		Shares		Total Shareholders' Equity (Deficit)
	Shares	Total Equity (Deficit)	Shares	Total Equity (Deficit)	
Balance at March 1, 2014	40	\$ 1,089	2,200,000	\$ 59,888,394	\$ 59,889,483
Sale of Shares			-	-	-
Redemption of Shares			-	-	-
Net Income (Loss)					
Net investment income (loss)		(1)		(40,909)	(40,910)
Net realized gain (loss) on United States Treasury Obligations and Futures		10		537,193	537,203
Net change in unrealized gain (loss) on United States Treasury Obligations and Futures		(16)		(854,907)	(854,923)
Net Income (Loss)		(7)		(358,623)	(358,630)
Balance at March 31, 2014	<u>40</u>	<u>\$ 1,082</u>	<u>2,200,000</u>	<u>\$ 59,529,771</u>	<u>\$ 59,530,853</u>

Net Asset Value per share

General shares (40 shares)	<u>\$ 27.05</u>
Shares (2,200,000 shares)	<u>\$ 27.06</u>



Martin Kremenstein
Chief Executive Officer
DB Commodity Services LLC



Michael Gilligan
Chief Financial Officer
DB Commodity Services LLC