



PowerShares DB Agriculture Fund
Statements of Operations (unaudited)

	For the Period November 1, 2014 through November 30, 2014	Year to Date
Income		
Interest Income, net	\$ 17,063	\$ 428,450
Expenses		
Management fee	814,147	10,298,195
Brokerage commissions and fees	5,251	824,483
Total expenses	819,398	11,122,678
Net investment income (loss)	(802,335)	(10,694,228)
Net Realized and Net Change in Unrealized Gain (Loss) on United States Treasury Obligations and Futures		
Net Realized Gain (Loss) on		
United States Treasury Obligations	1,518	10,762
Futures	(61,745,802)	58,102,243
Net Realized Gain (Loss)	(61,744,284)	58,113,005
Net Change in Unrealized Gain (Loss) on		
United States Treasury Obligations	(12,935)	(12,959)
Futures	56,302,661	11,621,751
Net Change in Unrealized Gain (Loss)	56,289,726	11,608,792
Net realized and net change in unrealized gain (loss) on United States Treasury Obligations and Futures	(5,454,558)	69,721,797
Net Income (Loss)	\$ (6,256,893)	\$ 59,027,569

To the best of the knowledge and belief of the undersigned, the information contained in this report is accurate and complete.



 Martin Kremenstein
 Chief Executive Officer
 DB Commodity Services LLC



 Michael Gilligan
 Chief Financial Officer
 DB Commodity Services LLC


PowerShares DB Agriculture Fund
Unaudited Statement of Changes in Shareholders' Equity
Period From November 1, 2014 to November 30, 2014

	General Shares		Shares		Total Shareholders' Equity (Deficit)
	Shares	Total Equity (Deficit)	Shares	Total Equity (Deficit)	
Balance at November 1, 2014	40	\$ 1,027	45,600,000	\$ 1,171,170,606	\$ 1,171,171,633
Sale of Shares			-	-	-
Redemption of Shares			(1,000,000)	(25,742,149)	(25,742,149)
Net Income (Loss)					
Net investment income (loss)		(1)		(802,334)	(802,335)
Net realized gain (loss) on United States Treasury Obligations and Futures		(49)		(61,744,235)	(61,744,284)
Net change in unrealized gain (loss) on United States Treasury Obligations and Futures		45		56,289,681	56,289,726
Net Income (Loss)		(5)		(6,256,888)	(6,256,893)
Balance at November 30, 2014	<u>40</u>	<u>\$ 1,022</u>	<u>44,600,000</u>	<u>\$ 1,139,171,569</u>	<u>\$ 1,139,172,591</u>

Net Asset Value per share	
General shares (40 shares)	<u>\$ 25.55</u>
Shares (44,600,000 shares)	<u>\$ 25.54</u>



 Martin Kremenstein
 Chief Executive Officer
 DB Commodity Services LLC



 Michael Gilligan
 Chief Financial Officer
 DB Commodity Services LLC