

International Dividend Sustainability Portfolio 2025-1

Trust specifics

Deposit information	
Public offering price per unit ¹	\$10.00
Minimum investment (\$250 for IRAs) ²	\$1,000.00
Deposit date	02/05/25
Termination date	02/04/27
Distribution dates	25th day of June, September, December and March
Record dates	10th day of June, September, December and March
Term of trust	24 months
Symbol	IIDBEB
Historical 12 month distributions [†]	\$0.2597

IDST251 Sales charge and CUSIPs

Brokerage

Sales charge³	
Deferred sales charge	2.25%
Creation and development fee	0.50%
Total sales charge	2.75%
Last deferred sales charge payment date	11/10/25

CUSIPs

Cash	46150J-70-3
Reinvest	46150J-71-1
Historical 12 month distribution rate [†]	2.59%

Fee-based

Sales charge³	
Fee-based sales charge	0.50%

CUSIPs

Fee-based cash	46150J-72-9
Fee-based reinvest	46150J-73-7
Historical 12 month distribution rate [†] (fee-based)	2.66%

Investors in fee-based accounts will not be assessed the deferred sales charge for eligible fee-based purchases and must purchase units with a Fee-based CUSIP.

[†] The historical 12 month distributions per unit and each historical 12 month distribution rate of the securities included in the trust are for illustrative purposes only and are not indicative of the trust's actual distributions or distribution rate. The historical 12 month distributions per unit amount is based upon the weighted average of the actual distributions paid by the securities included in the trust over the 12 months preceding the trust's deposit date, and is reduced to account for the effects of fees and expenses which will be incurred when investing in a trust. Each historical 12 month distribution rate is calculated by dividing the historical 12 month distributions amount by the trust's initial \$10 public offering price per unit. There is no guarantee the issuers of the securities included in the trust will declare dividends or distributions in the future. The distributions paid by the trust, as well as the corresponding rates, may be higher or lower than the figures shown due to certain factors that may include, but are not limited to, a change in the dividends or distributions paid by issuers, actual expenses incurred, currency fluctuations, the sale of trust securities to pay any deferred sales charges, trust fees and expenses, variations in the trust's per unit price, or with the call, maturity or the sale of securities in the trust. Distributions made by certain securities in the trust may include non-ordinary income.

Objective

The Portfolio seeks above average capital appreciation. The Portfolio seeks to achieve its objective by investing in a portfolio of international stocks and American Depositary Receipts ("ADRs") of companies with a history of increasing dividend distributions.

Portfolio composition (As of the business day before deposit date)

Canada

BCE, Inc.	BCE
Canadian National Railway Company	CNI
Enbridge, Inc.	ENB
Magna International, Inc.	MGA
Royal Bank of Canada	RY
TELUS Corporation	TU
Toronto-Dominion Bank	TD
Waste Connections, Inc.	WCN

Denmark

Novo Nordisk A/S - ADR - CL B	NVO
-------------------------------	-----

France

Sanofi - ADR	SNY
--------------	-----

Germany

SAP SE - ADR	SAP
--------------	-----

India

Infosys, Ltd. - ADR	INFY
---------------------	------

Ireland

Accenture plc - CL A	ACN
Linde plc	LIN
TE Connectivity, Ltd.	TEL

Japan

Nippon Telegraph and Telephone Corporation - ADR	NTTY
Sony Group Corporation - ADR	SONY

Mexico

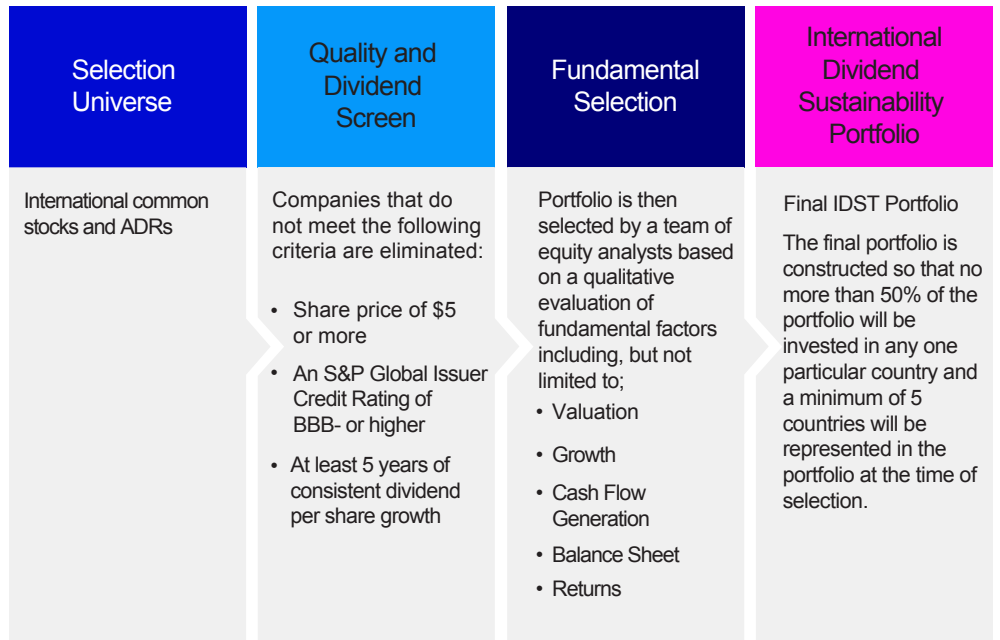
Coca-Cola FEMSA SAB de CV - ADR - CL L	KOF
--	-----

Switzerland

Chubb, Ltd.	CB
Nestle, S.A. - ADR	NSRGY
Novartis AG - ADR	NVS
Roche Holding AG - ADR	RHHBY

United Kingdom

BAE Systems plc - ADR	BAESY
British American Tobacco plc - ADR	BTI
RELX plc - ADR	RELX

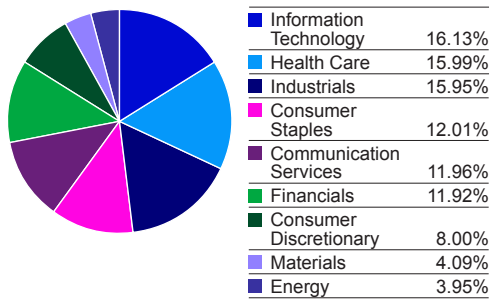


See page 2 for the footnotes on trust specifics.

Not a Deposit | Not FDIC Insured | Not Guaranteed by the Bank | May Lose Value | Not Insured by any Federal Government Agency

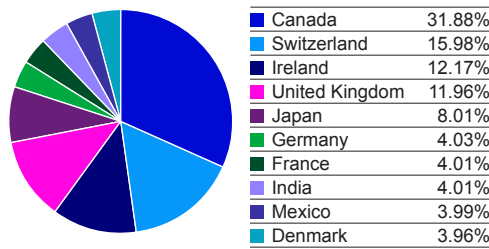
Sector breakdown

(As of the business day before deposit date)



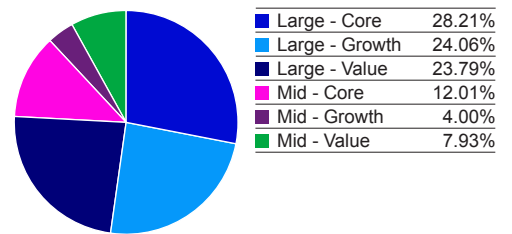
Country breakdown

(As of the business day before deposit date)



Style breakdown

(As of the business day before deposit date)



Source: FactSet and Bloomberg

About risk

There is no assurance the trust will achieve its investment objective. An investment in this unit investment trust is subject to market risk, which is the possibility that the market values of securities owned by the trust will decline and that the value of trust units may therefore be less than what you paid for them. This trust is unmanaged and its portfolio is not intended to change during the trust's life except in limited circumstances. Accordingly, you can lose money investing in this trust. The trust should be considered as part of a long-term investment strategy and you should consider your ability to pursue it by investing in successive trusts, if available. You will realize tax consequences associated with investing from one series to the next.

Common stocks do not assure dividend payments. Dividends are paid only when declared by an issuer's board of directors and the amount of any dividend may vary over time. There can be no guarantee or assurance that companies will declare dividends in the future or that if declared, they will remain at current levels or increase over time.

The financial condition of an issuer may worsen or its credit ratings may drop, resulting in a reduction in the value of your Units. This may occur at any point in time, including during the initial offering period.

You could experience dilution of your investment if the size of the Portfolio is increased as Units are sold. There is no assurance that your investment will maintain its proportionate share in the Portfolio's profits and losses.

Investing in foreign securities involves certain risks not typically associated with investing solely in the United States. This may magnify volatility due to changes in foreign exchange rates, the political and economic uncertainties in foreign countries, and the potential lack of liquidity, government supervision and regulation.

The Portfolio is concentrated in securities issued by companies domiciled in Canada. As a result, political or economic developments in Canada may have a significant impact on the securities included in the Portfolio.

1. Including sales charges. As of deposit date.

2. Represents the value of 100 units on the deposit date. The value of the minimum investment amount of 100 units may be greater or less than \$1,000.00 following the deposit date.

3. Assuming a public offering price of \$10 per unit. There is no initial sales charge if the public offering price per unit is \$10 or less. If the public offering price per unit exceeds \$10, an initial sales charge is paid at the time of purchase. The per unit amount of the initial sales charge is 2.75% of the dollar amount that the public offering price per unit exceeds \$10.

Before investing, investors should carefully read the prospectus and consider the investment objectives, risks, charges and expenses. For this and more complete information about the trust(s), investors should ask their financial professional(s) for a prospectus or download one at [invesco.com/uit](https://www.invesco.com/uit).

This does not constitute a recommendation of any investment strategy or product for a particular investor. Investors should consult a financial professional before making any investment decisions.

Invesco unit investment trusts are distributed by the Sponsor, Invesco Capital Markets, Inc. and broker dealers including Invesco Distributors, Inc. Both firms are indirect, wholly owned subsidiaries of Invesco Ltd.