



PowerShares DB Agriculture Fund
Statements of Operations (unaudited)

	For the Period February 1, 2011 through February 28, 2011	Year to Date
Income		
Interest Income, net	\$ 353,713	\$ 660,641
Expenses		
Management fee	2,298,444	4,366,249
Brokerage commissions and fees	432,648	821,882
Total expenses	<u>2,731,092</u>	<u>5,188,131</u>
Net investment income (loss)	<u>(2,377,379)</u>	<u>(4,527,490)</u>
Net Realized and Net Change in Unrealized Gain (Loss) on United States Treasury Obligations and Futures		
Net Realized Gain (Loss) on		
United States Treasury Obligations	24,806	27,399
Futures	193,121,724	214,733,736
Net Realized Gain (Loss)	<u>193,146,530</u>	<u>214,761,135</u>
Net Change in Unrealized Gain (Loss) on		
United States Treasury Obligations	145,425	59,690
Futures	(132,363,635)	21,710,963
Net Change in Unrealized Gain (Loss)	<u>(132,218,210)</u>	<u>21,770,653</u>
Net realized and net change in unrealized gain (loss) on United States Treasury Obligations and Futures	<u>60,928,320</u>	<u>236,531,788</u>
Net Income (Loss)	<u>\$ 58,550,941</u>	<u>\$ 232,004,298</u>

To the best of the knowledge and belief of the undersigned, the information contained in this report is accurate and complete.



 Hans Ephraimson
 Chief Executive Officer
 DB Commodity Services LLC




 Michael Gilligan
 Principal Financial Officer
 DB Commodity Services LLC

PowerShares DB Agriculture Fund
Unaudited Consolidated Statement of Changes in Shareholders' Equity
Period From February 1, 2011 to February 28, 2011

	Shares							
	General Shares	Accumulated Earnings (Deficit)	Total Equity (Deficit)	Shares	Paid in Capital	Accumulated Earnings (Deficit)	Total Equity (Deficit)	Total Shareholders' Equity (Deficit)
Balance at February 1, 2011	40	\$ 372	\$ 1,372	92,000,000	\$ 2,869,945,990	\$ 284,830,363	\$ 3,154,776,353	\$ 3,154,777,725
Sale of Shares				20,400,000	705,298,584		705,298,584	705,298,584
Redemption of Shares				(5,400,000)	(187,937,948)		(187,937,948)	(187,937,948)
Net Income (Loss)		(1)	(1)			(2,377,378)	(2,377,378)	(2,377,379)
Net investment income (loss)								
Net realized gain (loss) on United States Treasury Obligations and Futures		75	75			193,146,455	193,146,455	193,146,530
Net change in unrealized gain (loss) on United States Treasury Obligations and Futures		(51)	(51)			(132,218,159)	(132,218,159)	(132,218,210)
Net Income (Loss)		23	23			58,550,918	58,550,918	58,550,941
Balance at February 28, 2011	40	\$ 395	\$ 1,395	107,000,000	\$ 3,387,306,626	\$ 343,381,281	\$ 3,730,687,907	\$ 3,730,689,302

Net Asset Value per share
 General shares (40 shares) \$ 34.88
 Shares (107,000,000 shares) \$ 34.87


 Michael Gilligan
 Principal Financial Officer
 DB Commodity Services LLC


 Hans Ephraimson
 Chief Executive Officer
 DB Commodity Services LLC