



PowerShares DB Agriculture Fund
Statements of Operations (unaudited)

	For the Period December 1, 2010 through December 31, 2010	Year to Date
Income		
Interest Income	\$ 249,926	\$ 2,415,375
Expenses		
Management fee	1,833,428	18,940,346
Brokerage commissions and fees	(190,884)	1,824,134
Total expenses	1,642,544	20,764,480
Net investment income (loss)	(1,392,618)	(18,349,105)
Net Realized and Net Change in Unrealized Gain (Loss) on United States Treasury Obligations and Futures		
Net Realized Gain (Loss) on		
United States Treasury Obligations	1,474	9,065
Futures	34,790,350	71,121,658
Foreign Currency Transactions	-	25,116
Net Realized Gain (Loss)	34,791,824	71,155,839
Net Change in Unrealized Gain (Loss) on		
United States Treasury Obligations	140,418	40,835
Futures	234,995,162	341,564,617
Net Change in Unrealized Gain (Loss)	235,135,580	341,605,452
Net realized and net change in unrealized gain (loss) on United States Treasury Obligations and Futures	269,927,404	412,761,291
Net Income (Loss)	\$ 268,534,786	\$ 394,412,186
Less: net (income) loss attributed to the non-controlling interest in subsidiary - related party	(131)	(238)
Net income (loss) attributed to PowerShares DB Agriculture Fund	\$ 268,534,655	\$ 394,411,948

To the best of the knowledge and belief of the undersigned, the information contained in this report is accurate and complete.



 Hans Ephraimson
 Chief Executive Officer
 DB Commodity Services LLC





 Michael Gilligan
 Principal Financial Officer
 DB Commodity Services LLC

PowerShares DB Agriculture Fund
Unaudited Statement of Changes in Shareholders' Equity
Period From December 1, 2010 to December 31, 2010

	Shares					
	General Shares			Total		
	Shares	Paid in Capital	Accumulated Earnings (Deficit)	Equity (Deficit)	Shares	Total Equity (Deficit)
Balance at December 1, 2010	40	\$ 1,000	\$ 164	\$ 1,164	79,400,000	\$ 2,467,255,500
Sale of Shares					6,000,000	184,980,076
Redemption of Shares					(1,600,000)	(50,904,746)
Net Income (Loss)			(1)	(1)		
Net investment income (loss)						
Net realized gain (loss) on United States Treasury Obligations and Futures			17	17		
Net change in unrealized gain (loss) on United States Treasury Obligations and Futures						
Net Income (Loss)			115	115		
Redemption of non-controlling interest			131	131		
Balance at December 31, 2010	40	\$ 1,000	\$ 295	\$ 1,295	83,800,000	\$ 2,601,330,830
						\$ 2,712,707,913
						\$ 2,712,709,208
						\$ (1,295)
						\$ 2,712,709,208

Net Asset Value per share
 General shares (40 shares) \$ 32.38
 Shares (83,800,000 shares) \$ 32.37


Hans Zphratimson
 Chief Executive Officer
 DB Commodity Services LLC


Michael Gilligan
 Principal Financial Officer
 DB Commodity Services LLC