

Dividend Sustainability Strategic Opportunity Portfolio 2025-3

Trust specifics

Deposit information	
Public offering price per unit ¹	\$10.00
Minimum investment (\$250 for IRAs) ²	\$1,000.00
Deposit date	08/18/25
Termination date	11/23/26
Distribution dates	25th day of December, March and June
Record dates	10th day of December, March and June
Term of trust	15 months
Symbol	IDVBEH
Historical 12 month distributions [†]	\$0.1729

DVSO253 Sales charge and CUSIPs

Brokerage

Sales charge³

Deferred sales charge	1.35%
Creation and development fee	0.50%
Total sales charge	1.85%
Last deferred sales charge payment date	05/10/26

CUSIPs

Cash	46151L-74-9
Reinvest	46151L-75-6
Historical 12 month distribution rate [†]	1.72%

Fee-based

Sales charge³

Fee-based sales charge	0.50%
------------------------	-------

CUSIPs

Fee-based cash	46151L-76-4
Fee-based reinvest	46151L-77-2
Historical 12 month distribution rate [†] (fee-based)	1.75%

Investors in fee-based accounts will not be assessed the deferred sales charge for eligible fee-based purchases and must purchase units with a Fee-based CUSIP.

[†] The historical 12 month distributions per unit and each historical 12 month distribution rate of the securities included in the trust are for illustrative purposes only and are not indicative of the trust's actual distributions or distribution rate. The historical 12 month distributions per unit amount is based upon the weighted average of the actual distributions paid by the securities included in the trust over the 12 months preceding the trust's deposit date, and is reduced to account for the effects of fees and expenses which will be incurred when investing in a trust. Each historical 12 month distribution rate is calculated by dividing the historical 12 month distributions amount by the trust's initial \$10 public offering price per unit. There is no guarantee the issuers of the securities included in the trust will declare dividends or distributions in the future. The distributions paid by the trust, as well as the corresponding rates, may be higher or lower than the figures shown due to certain factors that may include, but are not limited to, a change in the dividends or distributions paid by issuers, actual expenses incurred, currency fluctuations, the sale of trust securities to pay any deferred sales charges, trust fees and expenses, variations in the trust's per unit price, or with the call, maturity or the sale of securities in the trust. Distributions made by certain securities in the trust may include non-ordinary income.

Objective

The Portfolio seeks to provide the potential for above average capital appreciation. The Portfolio seeks to achieve its objective by investing in a portfolio of common stocks of companies derived from the S&P High Yield Dividend Aristocrats Index. The S&P High Yield Dividend Aristocrats Index consists of stocks of those companies contained in the S&P Composite 1500 Index that have followed a managed-dividends policy of consistently increasing dividends every year for at least 20 years.

Portfolio composition (As of the business day before deposit date)

Communication Services

Verizon Communications, Inc.	VZ
------------------------------	----

Consumer Discretionary

McDonald's Corporation	MCD
------------------------	-----

Consumer Staples

Casey's General Stores, Inc.	CASY
------------------------------	------

Coca-Cola Company	KO
-------------------	----

Colgate-Palmolive Company	CL
---------------------------	----

Target Corporation	TGT
--------------------	-----

Walmart, Inc.	WMT
---------------	-----

Energy

Exxon Mobil Corporation	XOM
-------------------------	-----

Financials -

Chubb, Ltd.	CB
-------------	----

S&P Global, Inc.	SPGI
------------------	------

SEI Investments Company	SEIC
-------------------------	------

Health Care

Abbott Laboratories	ABT
---------------------	-----

AbbVie, Inc.	ABBV
--------------	------

Industrials

Automatic Data Processing, Inc.	ADP
---------------------------------	-----

Caterpillar, Inc.	CAT
-------------------	-----

Emerson Electric Company	EMR
--------------------------	-----

General Dynamics Corporation	GD
------------------------------	----

MSA Safety, Inc.	MSA
------------------	-----

Information Technology

Analog Devices, Inc.	ADI
----------------------	-----

Microsoft Corporation	MSFT
-----------------------	------

Materials

Linde plc	LIN
-----------	-----

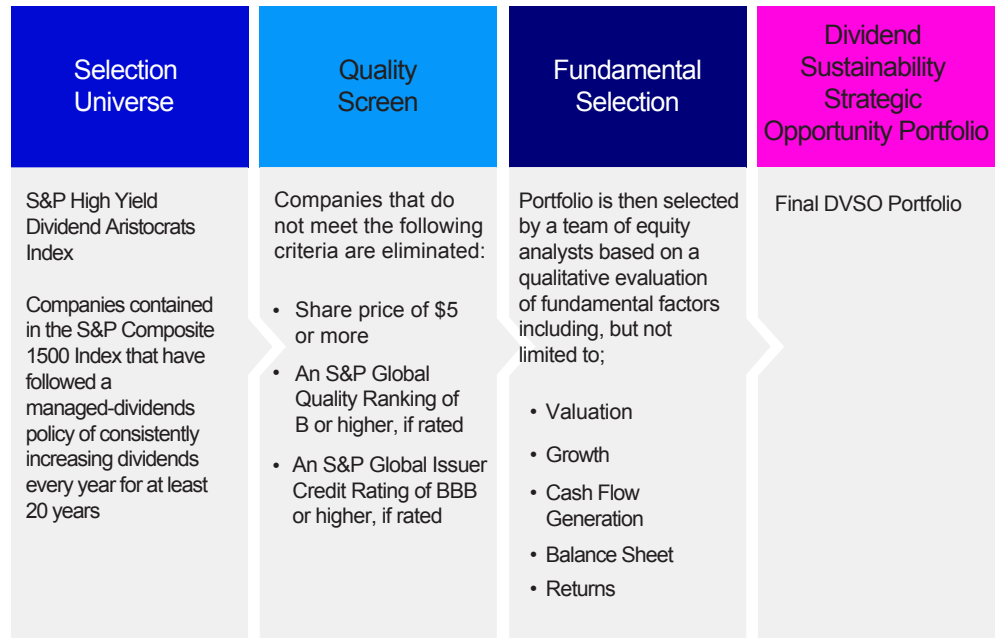
Sherwin-Williams Company	SHW
--------------------------	-----

Utilities

Atmos Energy Corporation	ATO
--------------------------	-----

NextEra Energy, Inc.	NEE
----------------------	-----

Southern Company	SO
------------------	----

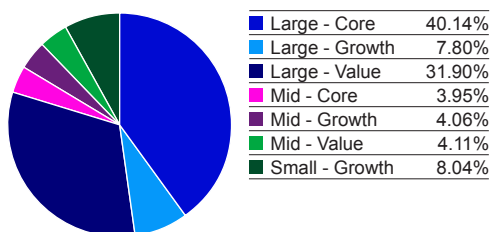


See page 2 for the footnotes on trust specifics.

Not a Deposit | Not FDIC Insured | Not Guaranteed by the Bank | May Lose Value | Not Insured by any Federal Government Agency

Style breakdown

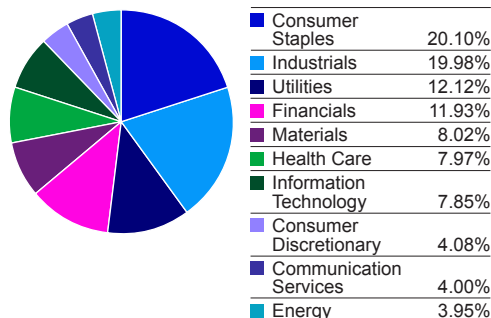
(As of the business day before deposit date)



Source: FactSet and Bloomberg

Sector breakdown

(As of the business day before deposit date)



About risk

There is no assurance the trust will achieve its investment objective. An investment in this unit investment trust is subject to market risk, which is the possibility that the market values of securities owned by the trust will decline and that the value of trust units may therefore be less than what you paid for them. This trust is unmanaged and its portfolio is not intended to change during the trust's life except in limited circumstances. Accordingly, you can lose money investing in this trust. The trust should be considered as part of a long-term investment strategy and you should consider your ability to pursue it by investing in successive trusts, if available. You will realize tax consequences associated with investing from one series to the next.

Common stocks do not assure dividend payments. Dividends are paid only when declared by an issuer's board of directors and the amount of any dividend may vary over time. An issuer may be unwilling or unable to declare dividends in the future, or may reduce the level of dividends declared. This may result in a reduction in the value of your Units.

The financial condition of an issuer may worsen or its credit ratings may drop, resulting in a reduction in the value of your Units. This may occur at any point in time, including during the initial offering period.

You could experience dilution of your investment if the size of the Portfolio is increased as Units are sold. There is no assurance that your investment will maintain its proportionate share in the Portfolio's profits and losses.

The S&P 1500 Index is a "composite" index. It is a combination of 3 major domestic indices: S&P 500 (Large-Cap), S&P 400 (Mid-Cap), and S&P 600 (Small-Cap). The S&P High Yield Dividend Aristocrats® index is designed to measure the performance of companies within the S&P Composite 1500® that have followed a managed-dividends policy of consistently increasing dividends every year for at least 20 years. Indices are statistical composites and their returns do not include payment of any sales charges or fees an investor would pay to purchase the securities they represent. Such costs would lower performance. It is not possible to invest directly in an index.

The Portfolio does not replicate all of the components of the S&P High Yield Dividend Aristocrats Index or its component weightings and the stocks in the Portfolio will not change if the index components, or their weightings within the index, change. The performance of the Portfolio will not correspond with the S&P High Yield Dividend Aristocrats Index for this reason and because the Portfolio incurs a sales charge and expenses. The Portfolio is not intended to replicate the performance of the index.

1. Including sales charges. As of deposit date.
2. Represents the value of 100 units on the deposit date. The value of the minimum investment amount of 100 units may be greater or less than \$1,000.00 following the deposit date.
3. Assuming a public offering price of \$10 per unit. There is no initial sales charge if the public offering price per unit is \$10 or less. If the public offering price per unit exceeds \$10, an initial sales charge is paid at the time of purchase. The per unit amount of the initial sales charge is 1.85% of the dollar amount that the public offering price per unit exceeds \$10.

Before investing, investors should carefully read the prospectus and consider the investment objectives, risks, charges and expenses. For this and more complete information about the trust(s), investors should ask their financial professional(s) for a prospectus or download one at [invesco.com/uit](https://www.invesco.com/uit).

This does not constitute a recommendation of any investment strategy or product for a particular investor. Investors should consult a financial professional before making any investment decisions.

Invesco unit investment trusts are distributed by the Sponsor, Invesco Capital Markets, Inc. and broker dealers including Invesco Distributors, Inc. Both firms are indirect, wholly owned subsidiaries of Invesco Ltd.

The Portfolio is based in part on an S&P Index, but is not sponsored, endorsed, marketed or promoted by S&P Dow Jones Indices LLC or its affiliates or its third party licensors (collectively, "S&P Dow Jones Indices"). S&P® is a registered trademark of Standard & Poor's Financial Services LLC ("SPFS"), and Dow Jones® is a registered trademark of Dow Jones Trademark Holdings LLC ("Dow Jones") and have been licensed for use.