


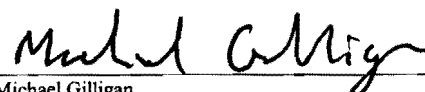
PowerShares DB US Dollar Index Bearish Fund and Subsidiary
Statements of Operations (unaudited)

	For the Period	
	July 1, 2009	
	through	
	July 31, 2009	Year to Date
Income		
Interest Income, net	\$ 36,170	\$ 191,158
Expenses		
Management fee	124,436	636,994
Brokerage commissions and fees	12,443	63,199
Total expenses	136,879	700,193
Net investment income (loss)	(100,709)	(509,035)
Net Realized and Net Change in Unrealized Gain (Loss) on United States Treasury Obligations and Futures		
Net Realized Gain (Loss) on		
United States Treasury Obligations	-	1,722
Futures	-	11,630,100
Net Realized Gain (Loss)	-	11,631,822
Net Change in Unrealized Gain (Loss) on		
United States Treasury Obligations	6,108	3,851
Futures	6,959,245	2,039,845
Net Change in Unrealized Gain (Loss)	6,965,353	2,043,696
Net realized and net change in unrealized gain (loss) on United States Treasury Obligations and Futures	6,965,353	13,675,518
Net Income (Loss)	\$ 6,864,644	\$ 13,166,483
Less: net (income) loss attributed to the non-controlling interest in consolidated subsidiary - related party	(25)	(48)
Net income (loss) attributed to PowerShares DB US Dollar Index Bearish Fund and Subsidiary	\$ 6,864,619	\$ 13,166,435

To the best of the knowledge and belief of the undersigned, the information contained in this report is accurate and complete.



 Hans Ephraimson
 Chief Executive Officer
 DB Commodity Services LLC




 Michael Gilligan
 Principal Financial Officer
 DB Commodity Services LLC


*PowerShares DB US Dollar Index Bearish Fund and Subsidiary
Unaudited Consolidated Statement of Changes in Shareholders' Equity
Period From July 1, 2009 to July 31, 2009*

	General Shares				Shares				Total Shareholders' Equity (Deficit)	Non-controlling Interest	Total Equity
	Shares	Paid in Capital	Accumulated Earnings (Deficit)	Total Equity (Deficit)	Shares	Paid in Capital	Accumulated Earnings (Deficit)	Total Equity (Deficit)			
Balance at July 1, 2009	40	\$ 1,000	\$ 70	\$ 1,070	10,800,000	\$ 286,268,070	\$ 2,716,304	\$ 288,984,374	\$ 288,985,444	\$ 1,070	\$ 288,986,514
Sale of Shares					400,000	10,888,560		10,888,560	10,888,560		10,888,560
Net Income (Loss)											
Net investment income (loss)			-	-			(100,709)	(100,709)	(100,709)	-	(100,709)
Net change in unrealized gain (loss) on United States Treasury Obligations and Futures			25	25			6,965,303	6,965,303	6,965,328	25	6,965,353
Net Income (Loss)			25	25			6,864,594	6,864,594	6,864,619	25	6,864,644
Balance at July 31, 2009	40	\$ 1,000	\$ 95	\$ 1,095	11,200,000	\$ 297,156,630	\$ 9,580,898	\$ 306,737,528	\$ 306,738,623	\$ 1,095	\$ 306,739,718

Net Asset Value per share	
General shares (40 shares)	<u>\$ 27.38</u>
Shares (11,200,000 shares)	<u>\$ 27.39</u>



 Hans Ephraimson
 Chief Executive Officer
 DB Commodity Services LLC



 Michael Gilligan
 Principal Financial Officer
 DB Commodity Services LLC