


*PowerShares DB Commodity Index Tracking Fund*  
*Statements of Operations (unaudited)*

	<b>For the Period September 1, 2011 through September 30, 2011</b>	<b>Year to Date</b>
<b>Income</b>		
Interest Income, net	\$ 179,518	\$ 3,416,329
<b>Expenses</b>		
Management fee	4,190,939	38,205,824
Brokerage commissions and fees	441	1,124,873
Total expenses	<u>4,191,380</u>	<u>39,330,697</u>
<b>Net investment income (loss)</b>	<u>(4,011,862)</u>	<u>(35,914,368)</u>
<b>Net Realized and Net Change in Unrealized Gain (Loss) on United States Treasury Obligations and Futures</b>		
<b>Net Realized Gain (Loss) on</b>		
United States Treasury Obligations	2,573	37,252
Futures	(44,081,272)	661,899,061
<b>Net Realized Gain (Loss)</b>	<u>(44,078,699)</u>	<u>661,936,313</u>
<b>Net Change in Unrealized Gain (Loss) on</b>		
United States Treasury Obligations	(111,093)	(67,608)
Futures	(849,567,264)	(1,038,388,867)
<b>Net Change in Unrealized Gain (Loss)</b>	<u>(849,678,357)</u>	<u>(1,038,456,475)</u>
Net realized and net change in unrealized gain (loss) on United States Treasury Obligations and Futures	<u>(893,757,056)</u>	<u>(376,520,162)</u>
<b>Net Income (Loss)</b>	<u>\$ (897,768,918)</u>	<u>\$ (412,434,530)</u>

To the best of the knowledge and belief of the undersigned, the information contained in this report is accurate and complete.



Hans Ephraimson  
 Chief Executive Officer  
 DB Commodity Services LLC




Michael Gilligan  
 Principal Financial Officer  
 DB Commodity Services LLC


**PowerShares DB Commodity Index Tracking Fund**  
**Unaudited Statement of Changes in Shareholders' Equity**  
**Period From September 1, 2011 to September 30, 2011**

	General Shares				Shares				Total Shareholders' Equity (Deficit)
	Shares	Paid in Capital	Accumulated Earnings (Deficit)	Total Equity (Deficit)	Shares	Paid in Capital	Accumulated Earnings (Deficit)	Total Equity (Deficit)	
<b>Balance at September 1, 2011</b>	40	\$ 1,000	\$ 209	\$ 1,209	207,200,000	\$ 4,947,574,836	\$ 1,313,330,810	\$ 6,260,905,646	\$ 6,260,906,855
Sale of Shares					5,200,000	148,839,974		148,839,974	148,839,974
Redemption of Shares					(2,800,000)	(79,710,286)		(79,710,286)	(79,710,286)
Net Income (Loss)			(1)	(1)			(4,011,861)	(4,011,861)	(4,011,862)
Net investment income (loss)			(1)	(1)					
Net realized gain (loss) on United States Treasury Obligations and Futures			(8)	(8)			(44,078,691)	(44,078,691)	(44,078,699)
Net change in unrealized gain (loss) on United States Treasury Obligations and Futures			(163)	(163)			(849,678,194)	(849,678,194)	(849,678,357)
Net Income (Loss)			(172)	(172)			(897,768,746)	(897,768,746)	(897,768,918)
<b>Balance at September 30, 2011</b>	40	\$ 1,000	\$ 37	\$ 1,037	209,600,000	\$ 5,016,704,524	\$ 415,562,064	\$ 5,432,266,588	\$ 5,432,267,625

**Net Asset Value per share**  
 General shares (40 shares)  
 Shares (209,600,000 shares)

\$ 25.93  
\$ 25.92

  
 Hans Ephraimsson  
 Chief Executive Officer  
 DB Commodity Services LLC

  
 Michael Gilligan  
 Principal Financial Officer  
 DB Commodity Services LLC