



PowerShares DB Precious Metals Fund
Statements of Operations (unaudited)

	For the Period October 1, 2012 through October 31, 2012	Year to Date
Income		
Interest Income, net	\$ 23,922	\$ 174,183
Expenses		
Management fee	250,603	2,369,634
Brokerage commissions and fees	1,283	32,898
Total expenses	251,886	2,402,532
Net investment income (loss)	(227,964)	(2,228,349)
Net Realized and Net Change in Unrealized Gain (Loss) on United States Treasury Obligations and Futures		
Net Realized Gain (Loss) on		
United States Treasury Obligations	-	1,823
Futures	-	(20,599,090)
Net Realized Gain (Loss)	-	(20,597,267)
Net Change in Unrealized Gain (Loss) on		
United States Treasury Obligations	(4,451)	2,785
Futures	(15,633,315)	56,136,865
Net Change in Unrealized Gain (Loss)	(15,637,766)	56,139,650
Net realized and net change in unrealized gain (loss) on United States Treasury Obligations and Futures	(15,637,766)	35,542,383
Net Income (Loss)	\$ (15,865,730)	\$ 33,314,034

To the best of the knowledge and belief of the undersigned, the information contained in this report is accurate and complete.


 Martin Kremenstein
 Chief Executive Officer
 DB Commodity Services LLC



 Michael Gilligan
 Chief Financial Officer
 DB Commodity Services LLC


PowerShares DB Precious Metals Fund
Unaudited Statement of Changes in Shareholders' Equity
Period From October 1, 2012 to October 31, 2012

	General Shares				Shares				Total Shareholders' Equity (Deficit)
	Shares	Paid in Capital	Accumulated Earnings (Deficit)	Total Equity (Deficit)	Shares	Paid in Capital	Accumulated Earnings (Deficit)	Total Equity (Deficit)	
Balance at October 1, 2012	40	\$ 1,000	\$ 1,464	\$ 2,464	5,800,000	\$ 198,723,375	\$ 158,584,608	\$ 357,307,983	\$ 357,310,447
Sale of Shares					800,000	49,346,192		49,346,192	49,346,192
Net Income (Loss)									
Net investment income (loss)			(1)	(1)			(227,963)	(227,963)	(227,964)
Net change in unrealized gain (loss) on United States Treasury									
Obligations and Futures			(94)	(94)			(15,637,672)	(15,637,672)	(15,637,766)
Net Income (Loss)			(95)	(95)			(15,865,635)	(15,865,635)	(15,865,730)
Balance at October 31, 2012	<u>40</u>	<u>\$ 1,000</u>	<u>\$ 1,369</u>	<u>\$ 2,369</u>	<u>6,600,000</u>	<u>\$ 248,069,567</u>	<u>\$ 142,718,973</u>	<u>\$ 390,788,540</u>	<u>\$ 390,790,909</u>

Net Asset Value per share

General shares (40 shares)	<u>\$ 59.23</u>
Shares (6,600,000 shares)	<u>\$ 59.21</u>


 Martin Kremenstein
 Chief Executive Officer
 DB Commodity Services LLC


 Michael Gilligan
 Chief Financial Officer
 DB Commodity Services LLC