


PowerShares DB Agriculture Fund
Statements of Operations (unaudited)

| | For the Period May 1, 2012 through May 31, 2012 | Year to Date |
|--|--|-------------------------|
| Income | | |
| Interest Income, net | \$ 112,169 | \$ 339,511 |
| Expenses | | |
| Management fee | 1,265,393 | 6,910,565 |
| Brokerage commissions and fees | 78,191 | 579,812 |
| Total expenses | 1,343,584 | 7,490,377 |
| Net investment income (loss) | (1,231,415) | (7,150,866) |
| Net Realized and Net Change in Unrealized Gain (Loss) on United States Treasury Obligations and Futures | | |
| Net Realized Gain (Loss) on | | |
| United States Treasury Obligations | 3,038 | 1,373 |
| Futures | (44,322,211) | (178,973,986) |
| Net Realized Gain (Loss) | (44,319,173) | (178,972,613) |
| Net Change in Unrealized Gain (Loss) on | | |
| United States Treasury Obligations | 82,595 | 79,503 |
| Futures | (32,294,572) | 1,069,718 |
| Net Change in Unrealized Gain (Loss) | (32,211,977) | 1,149,221 |
| Net realized and net change in unrealized gain (loss) on United States Treasury Obligations and Futures | (76,531,150) | (177,823,392) |
| Net Income (Loss) | \$ (77,762,565) | \$ (184,974,258) |

To the best of the knowledge and belief of the undersigned, the information contained in this report is accurate and complete.



Hans Ephraimson
 Chief Executive Officer
 DB Commodity Services LLC





Michael Gilligan
 Principal Financial Officer
 DB Commodity Services LLC

PowerShares DB Agriculture Fund
Unaudited Statement of Changes in Shareholders' Equity
Period From May 1, 2012 to May 31, 2012

| | Shares | | | | | | |
|--|-----------------|--------------------------------|------------------------|-------------|--------------------------------------|--------------------------------|------------------------|
| | General Shares | | Shares | | Total Shareholders' Equity (Deficit) | | |
| | Paid in Capital | Accumulated Earnings (Deficit) | Total Equity (Deficit) | Shares | Paid in Capital | Accumulated Earnings (Deficit) | Total Equity (Deficit) |
| 40 | \$ 1,000 | \$ 91 | \$ 1,091 | 66,800,000 | \$ 2,175,580,467 | \$ (353,132,128) | \$ 1,822,448,339 |
| | | | | (2,800,000) | (74,741,784) | | (74,741,784) |
| Balance at May 1, 2012 | | | | | | | |
| Redemption of Shares | | | | | | | |
| Net Income (Loss) | | | | | | | |
| Net investment income (loss) | | (1) | (1) | | | (1,231,414) | (1,231,415) |
| Net realized gain (loss) on United States Treasury Obligations and Futures | | (27) | (27) | | | (44,319,146) | (44,319,173) |
| Net change in unrealized gain (loss) on United States Treasury Obligations and Futures | | (20) | (20) | | | (32,211,957) | (32,211,977) |
| Net Income (Loss) | | (48) | (48) | | | (77,762,517) | (77,762,565) |
| Balance at May 31, 2012 | \$ 1,000 | \$ 43 | \$ 1,043 | 64,000,000 | \$ 2,100,838,683 | \$ (430,894,645) | \$ 1,669,944,038 |

Net Asset Value per share
 General shares (40 shares) \$ 26.08
 Shares (64,000,000 shares) \$ 26.09


 Hans Ephraimson
 Chief Executive Officer
 DB Commodity Services LLC


 Michael Gilligan
 Principal Financial Officer
 DB Commodity Services LLC