



**PowerShares DB Base Metals Fund**  
**Statements of Operations (unaudited)**

	<b>For the Period June 1, 2014 through June 30, 2014</b>	<b>Year to Date</b>
<b>Income</b>		
Interest Income, net	\$ 6,364	\$ 53,511
<b>Expenses</b>		
Management fee	178,987	1,061,811
Brokerage commissions and fees	4,160	27,473
Total expenses	183,147	1,089,284
<b>Net investment income (loss)</b>	(176,783)	(1,035,773)
<b>Net Realized and Net Change in Unrealized Gain (Loss) on United States Treasury Obligations and Futures</b>		
<b>Net Realized Gain (Loss) on</b>		
United States Treasury Obligations	(66)	1,708
Futures	551,706	(14,709,256)
<b>Net Realized Gain (Loss)</b>	551,640	(14,707,548)
<b>Net Change in Unrealized Gain (Loss) on</b>		
United States Treasury Obligations	2,917	(2,520)
Futures	12,240,193	19,954,375
<b>Net Change in Unrealized Gain (Loss)</b>	12,243,110	19,951,855
Net realized and net change in unrealized gain (loss) on United States Treasury Obligations and Futures	12,794,750	5,244,307
<b>Net Income (Loss)</b>	<b>\$ 12,617,967</b>	<b>\$ 4,208,534</b>

**To the best of the knowledge and belief of the undersigned, the information contained in this report is accurate and complete.**

  
 Martin Kremenstein  
 Chief Executive Officer  
 DB Commodity Services LLC


  
 Michael Gilligan  
 Chief Financial Officer  
 DB Commodity Services LLC

**PowerShares DB Base Metals Fund**  
**Unaudited Statement of Changes in Shareholders' Equity**  
**Period From June 1, 2014 to June 30, 2014**

	<u>General Shares</u>		<u>Shares</u>		
	<u>Shares</u>	<u>Total Equity (Deficit)</u>	<u>Shares</u>	<u>Total Equity (Deficit)</u>	<u>Total Shareholders' Equity (Deficit)</u>
<b>Balance at June 1, 2014</b>	40	\$ 650	16,200,000	\$ 263,388,897	\$ 263,389,547
Sale of Shares			2,400,000	39,572,220	39,572,220
Redemption of Shares			-	-	-
Net Income (Loss)					
Net investment income (loss)		-		(176,783)	(176,783)
Net realized gain (loss) on United States Treasury Obligations and Futures		2		551,638	551,640
Net change in unrealized gain (loss) on United States Treasury Obligations and Futures		27		12,243,083	12,243,110
Net Income (Loss)		29		12,617,938	12,617,967
<b>Balance at June 30, 2014</b>	<u>40</u>	<u>\$ 679</u>	<u>18,600,000</u>	<u>\$ 315,579,055</u>	<u>\$ 315,579,734</u>

**Net Asset Value per share**

General shares (40 shares)	<u>\$ 16.98</u>
Shares (18,600,000 shares)	<u>\$ 16.97</u>

  
 Martin Kremenstein  
 Chief Executive Officer  
 DB Commodity Services LLC

  
 Michael Gilligan  
 Chief Financial Officer  
 DB Commodity Services LLC