



PowerShares DB US Dollar Index Bearish Fund
Statements of Operations (unaudited)

	For the Period August 1, 2012 through August 31, 2012	Year to Date
Income		
Interest Income, net	\$ 4,403	\$ 27,203
Expenses		
Management fee	46,979	436,141
Brokerage commissions and fees	(69)	28,776
Total expenses	46,910	464,917
Net investment income (loss)	(42,507)	(437,714)
Net Realized and Net Change in Unrealized Gain (Loss) on United States Treasury Obligations and Futures		
Net Realized Gain (Loss) on		
United States Treasury Obligations	-	(74)
Futures	-	(463,129)
Net Realized Gain (Loss)	-	(463,203)
Net Change in Unrealized Gain (Loss) on		
United States Treasury Obligations	(819)	2,255
Futures	1,361,034	328,184
Net Change in Unrealized Gain (Loss)	1,360,215	330,439
Net realized and net change in unrealized gain (loss) on United States Treasury Obligations and Futures	1,360,215	(132,764)
Net Income (Loss)	\$ 1,317,708	\$ (570,478)

To the best of the knowledge and belief of the undersigned, the information contained in this report is accurate and complete.



 Martin Kremenstein
 Chief Executive Officer
 DB Commodity Services LLC



 Michael Gilligan
 Chief Financial Officer
 DB Commodity Services LLC


*PowerShares DB US Dollar Index Bearish Fund
 Unaudited Statement of Changes in Shareholders' Equity
 Period From August 1, 2012 to August 31, 2012*

	General Shares				Shares				Total
	Paid in Capital	Accumulated Earnings (Deficit)	Total Equity (Deficit)	Shares	Paid in Capital	Accumulated Earnings (Deficit)	Total Equity (Deficit)	Shareholders' Equity (Deficit)	
Balance at August 1, 2012	\$ 1,000	\$ 51	\$ 1,051	2,800,000	\$ 72,845,654	\$ 776,049	\$ 73,621,703	\$ 73,622,754	
Sale of Shares	-	-	-	-	-	-	-	-	
Redemption of Shares	-	-	-	-	-	-	-	-	
Net Income (Loss)	-	(1)	(1)	-	-	(42,506)	(42,506)	(42,507)	
Net investment income (loss)	-	-	-	-	-	-	-	-	
Net realized gain (loss) on United States Treasury Obligations and Futures	-	-	-	-	-	-	-	-	
Net change in unrealized gain (loss) on United States Treasury Obligations and Futures	-	-	-	-	-	-	-	-	
Net Income (Loss)	-	-	-	-	-	-	-	-	
Balance at August 31, 2012	\$ 1,000	\$ 70	\$ 1,070	2,800,000	\$ 72,845,654	\$ 2,093,738	\$ 74,939,392	\$ 74,940,462	

Net Asset Value per share
 General shares (40 shares)
 Shares (2,800,000 shares)

\$ 26.75
\$ 26.76

 Martin Kremenstein
 Chief Executive Officer
 DB Commodity Services LLC



 Michael Gilligan
 Chief Financial Officer
 DB Commodity Services LLC