

NASDAQ-100 Growth Leaders Portfolio 2025-1

Trust specifics

Deposit information	
Public offering price per unit [†]	\$10.00
Minimum investment (\$250 for IRAs) ²	\$1,000.00
Deposit date	01/16/25
Termination date	04/16/26
Distribution dates	25th day of May, August and November
Record dates	10th day of May, August and November
Term of trust	15 months
Symbol	IQQBEA
Historical 12 month distributions [†]	\$0.0312

QQQG251 Sales charge and CUSIPs

Brokerage

Sales charge³

Deferred sales charge	1.35%
Creation and development fee	0.50%
Total sales charge	1.85%
Last deferred sales charge payment date	10/10/25

CUSIPs

Cash	46151G-78-1
Reinvest	46151G-79-9
Historical 12 month distribution rate [†]	0.31%

Fee-based

Sales charge³

Fee-based sales charge	0.50%
------------------------	-------

CUSIPs

Fee-based cash	46151G-80-7
Fee-based reinvest	46151G-81-5
Historical 12 month distribution rate [†] (fee-based)	0.32%

Investors in fee-based accounts will not be assessed the deferred sales charge for eligible fee-based purchases and must purchase units with a Fee-based CUSIP.

[†] The historical 12 month distributions per unit and each historical 12 month distribution rate of the securities included in the trust are for illustrative purposes only and are not indicative of the trust's actual distributions or distribution rate. The historical 12 month distributions per unit amount is based upon the weighted average of the actual distributions paid by the securities included in the trust over the 12 months preceding the trust's deposit date, and is reduced to account for the effects of fees and expenses which will be incurred when investing in a trust. Each historical 12 month distribution rate is calculated by dividing the historical 12 month distributions amount by the trust's initial \$10 public offering price per unit. There is no guarantee the issuers of the securities included in the trust will declare dividends or distributions in the future. The distributions paid by the trust, as well as the corresponding rates, may be higher or lower than the figures shown due to certain factors that may include, but are not limited to, a change in the dividends or distributions paid by issuers, actual expenses incurred, currency fluctuations, the sale of trust securities to pay any deferred sales charges, trust fees and expenses, variations in the trust's per unit price, or with the call, maturity or the sale of securities in the trust. Distributions made by certain securities in the trust may include non-ordinary income.

Objective

The Portfolio seeks to provide the potential for above average capital appreciation. The Portfolio seeks to achieve its objective by principally investing in a portfolio of common stocks of companies derived from the NASDAQ-100 Index.

Portfolio composition (As of the business day before deposit date)

Communication Services

Alphabet, Inc. - CL A	GOOGL
Meta Platforms, Inc. - CL A	META
Netflix, Inc.	NFLX

Consumer Discretionary

Amazon.com, Inc.	AMZN
Booking Holdings, Inc.	BKNG
lululemon athletica, inc.	LULU
Ross Stores, Inc.	ROST
Tesla, Inc.	TSLA

Consumer Staples

Costco Wholesale Corporation	COST
------------------------------	------

Energy

Baker Hughes Company - CL A	BKR
Diamondback Energy, Inc.	FANG

Health Care

AstraZeneca plc - ADR	AZN
Vertex Pharmaceuticals, Inc.	VRTX

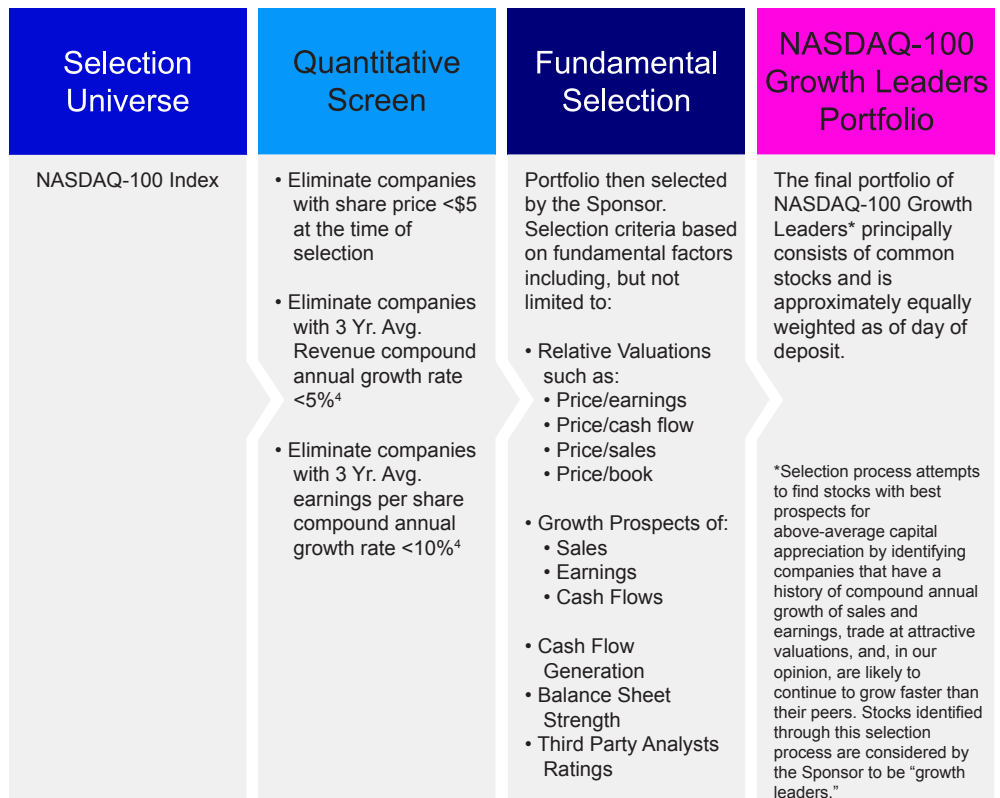
Industrials

Copart, Inc.	CPRT
--------------	------

Information Technology

Adobe, Inc.	ADBE
ASML Holding N.V. - ADR	ASML
Broadcom, Inc.	AVGO
CrowdStrike Holdings, Inc. - CL A	CRWD
Fortinet, Inc.	FTNT
Intuit, Inc.	INTU
KLA Corporation	KLAC
Microsoft Corporation	MSFT
NVIDIA Corporation	NVDA
Synopsys, Inc.	SNPS
Workday, Inc. - CL A	WDAY

The trust portfolio is provided for informational purposes only and should not be deemed as a recommendation to buy or sell the individual securities shown above.

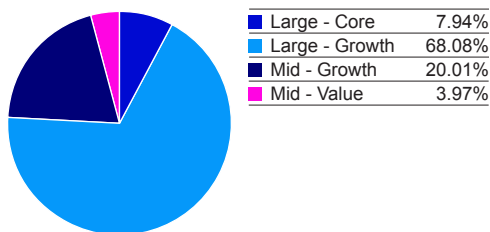


See page 2 for the footnotes on trust specifics.

Not a Deposit | Not FDIC Insured | Not Guaranteed by the Bank | May Lose Value | Not Insured by any Federal Government Agency

Style breakdown

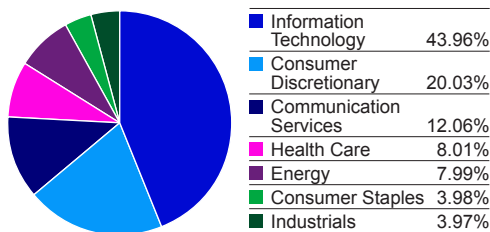
(As of the business day before deposit date)



Source: FactSet and Bloomberg

Sector breakdown

(As of the business day before deposit date)



About risk

There is no assurance that a unit investment trust will achieve its investment objective. An investment in this unit investment trust is subject to market risk, which is the possibility that the market values of securities owned by the trust will decline and that the value of trust units may therefore be less than what you paid for them. This trust is unmanaged and its portfolio is not intended to change during the trust's life except in limited circumstances. Accordingly, you can lose money investing in this trust. The trust should be considered as part of a long-term investment strategy and you should consider your ability to pursue it by investing in successive trusts, if available. You will realize tax consequences associated with investing from one series to the next.

While the Portfolio seeks to invest in securities focused on growth, several of those securities also pay dividends. To the extent an issuer currently pays dividends, an issuer may be unwilling or unable to declare dividends in the future, or may reduce the level of dividends declared. This may result in a reduction in the value of your Units.

The financial condition of an issuer may worsen or its credit ratings may drop, resulting in a reduction in the value of your Units. This may occur at any point in time, including during the initial offering period.

You could experience dilution of your investment if the size of the Portfolio is increased as Units are sold. There is no assurance that your investment will maintain its proportionate share in the Portfolio's profits and losses. Security prices will fluctuate. The value of your investment may fall over time.

The Portfolio's performance might not sufficiently correspond to published hypothetical performance of the Portfolio's investment strategy. This can happen for reasons such as an inability to exactly replicate the weightings of stocks in the strategy or be fully invested, timing of the Portfolio offering or timing of your investment, and Portfolio expenses. The hypothetical performance presented is not the past performance of the Portfolio.

The Portfolio does not replicate all of the components of the NASDAQ-100 Index or its component weightings and the stocks in the Portfolio will not change or rebalance if the index components, or their weightings within the index, change or rebalance. The performance of the Portfolio will not correspond with the NASDAQ-100 Index for this reason and because the Portfolio incurs a sales charge and expenses. The Portfolio is not intended to replicate the performance of the index.

The Portfolio is concentrated in securities issued by companies in the information technology sector. The information technology sector faces risks related to rapidly changing technology, rapid product obsolescence, cyclical market patterns, evolving industry standards and frequent new product introductions. Negative developments in this sector will affect the value of your investment more than would be the case for a more diversified investment.

We do not actively manage the Portfolio. Except in limited circumstances, the Portfolio will hold, and may continue to buy, shares of the same securities even if their market value declines.

1. Including sales charges. As of deposit date.
2. Represents the value of 100 units on the deposit date. The value of the minimum investment amount of 100 units may be greater or less than \$1,000.00 following the deposit date.
3. Assuming a public offering price of \$10 per unit. There is no initial sales charge if the public offering price per unit is \$10 or less. If the public offering price per unit exceeds \$10, an initial sales charge is paid at the time of purchase. The per unit amount of the initial sales charge is 1.85% of the dollar amount that the public offering price per unit exceeds \$10.
4. If the screens do not produce an adequate number of initial investable stocks, the Sponsor may either reduce or increase the percentage thresholds to adjust the initial universe size.

Before investing, investors should carefully read the prospectus and consider the investment objectives, risks, charges and expenses. For this and more complete information about the trust, investors should ask their financial professional(s) for a prospectus or download one at [invesco.com/uit](https://www.invesco.com/uit).

This does not constitute a recommendation of any investment strategy or product for a particular investor. Investors should consult a financial professional before making any investment decisions.

Invesco unit investment trusts are distributed by the Sponsor, Invesco Capital Markets, Inc. and broker dealers including Invesco Distributors, Inc. Both firms are indirect, wholly owned subsidiaries of Invesco Ltd.