

# Global Technology Leaders Portfolio 2025-4

## Trust specifics

Deposit information	
Public offering price per unit <sup>1</sup>	\$10.00
Minimum investment (\$250 for IRAs) <sup>2</sup>	\$1,000.00
Deposit date	09/15/25
Termination date	12/14/26
Distribution dates	25th day of January, April and July
Record dates	10th day of January, April and July
Term of trust	15 months
Symbol	ITEBEI
Historical 12 month distributions <sup>†</sup>	\$0.0307

## TECH254 Sales charge and CUSIPs

### Brokerage

Sales charge <sup>3</sup>	
Deferred sales charge	1.35%
Creation and development fee	0.50%
Total sales charge	1.85%
Last deferred sales charge payment date	06/10/26

### CUSIPs

Cash	46151N-42-2
Reinvest	46151N-43-0
Historical 12 month distribution rate <sup>†</sup>	0.30%

### Fee-based

Sales charge <sup>3</sup>	
Fee-based sales charge	0.50%

### CUSIPs

Fee-based cash	46151N-44-8
Fee-based reinvest	46151N-45-5
Historical 12 month distribution rate <sup>†</sup> (fee-based)	0.31%

Investors in fee-based accounts will not be assessed the deferred sales charge for eligible fee-based purchases and must purchase units with a fee-based CUSIP.

<sup>†</sup> The historical 12 month distributions per unit and each historical 12 month distribution rate of the securities included in the trust are for illustrative purposes only and are not indicative of the trust's actual distributions or distribution rate. The historical 12 month distributions per unit amount is based upon the weighted average of the actual distributions paid by the securities included in the trust over the 12 months preceding the trust's deposit date, and is reduced to account for the effects of fees and expenses which will be incurred when investing in a trust. Each historical 12 month distribution rate is calculated by dividing the historical 12 month distributions amount by the trust's initial \$10 public offering price per unit. There is no guarantee the issuers of the securities included in the trust will declare dividends or distributions in the future. The distributions paid by the trust, as well as the corresponding rates, may be higher or lower than the figures shown due to certain factors that may include, but are not limited to, a change in the dividends or distributions paid by issuers, actual expenses incurred, currency fluctuations, the sale of trust securities to pay any deferred sales charges, trust fees and expenses, variations in the trust's per unit price, or with the call, maturity or the sale of securities in the trust. Distributions made by certain securities in the trust may include non-ordinary income.

## Objective

The Portfolio seeks to provide capital appreciation. The Portfolio seeks to achieve its objective by investing in a portfolio primarily consisting of stocks of companies in the technology industry that have a global presence. The technology industry may be categorized into communication equipment, computers & peripherals, electronic equipment instruments & components, IT services, internet software & services, semiconductors & equipment and software companies.

The Sponsor constructs the Portfolio to take advantage of potential opportunities within the technology industry based on its current outlook on continually evolving industry paradigms. Rather than focus on particular sectors or subsectors, the Sponsor takes a holistic view of the technology industry and chooses to focus primarily on those companies with disruptive technologies participating in markets tied to particular secular themes.

## Portfolio composition (As of the business day before deposit date)

### Application Software

Adobe, Inc.	ADBE
Cadence Design Systems, Inc.	CDNS
Intuit, Inc.	INTU
Nutanix, Inc. - CL A	NTNX
Salesforce, Inc.	CRM
Synopsys, Inc.	SNPS
Workday, Inc. - CL A	WDAY

### Broadline Retail

Amazon.com, Inc.	AMZN
------------------	------

### Communications Equipment

Arista Networks, Inc.	ANET
Cisco Systems, Inc.	CSCO

### Electronic Components

Amphenol Corporation - CL A	APH
-----------------------------	-----

### Electronic Manufacturing Services

Fabrinet	FN
----------	----

### Interactive Media & Services

Alphabet, Inc. - CL A	GOOGL
Meta Platforms, Inc. - CL A	META

### Semiconductor Materials & Equipment

ASML Holding N.V. - ADR	ASML
KLA Corporation	KLAC
Lam Research Corporation	LRCX

### Semiconductors

Analog Devices, Inc.	ADI
Broadcom, Inc.	AVGO
NVIDIA Corporation	NVDA
QUALCOMM, Inc.	QCOM

Taiwan Semiconductor Manufacturing Company, Ltd. - ADR

TSM

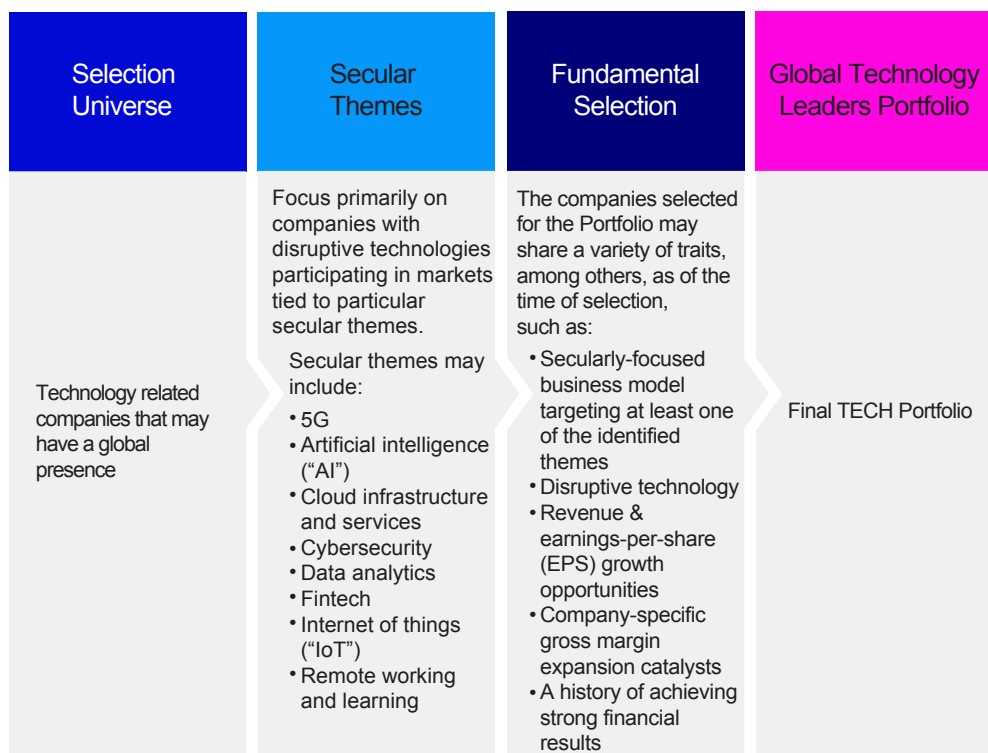
### Systems Software

Microsoft Corporation	MSFT
Oracle Corporation	ORCL
Palo Alto Networks, Inc.	PANW

### Technology Hardware Storage & Peripherals

Apple, Inc.	AAPL
-------------	------

The trust portfolio is provided for informational purposes only and should not be deemed as a recommendation to buy or sell the individual securities shown above.

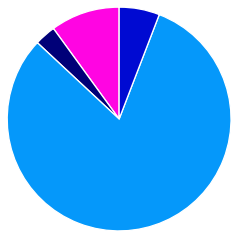


See page 2 for the footnotes on trust specifics.

Not a Deposit | Not FDIC Insured | Not Guaranteed by the Bank | May Lose Value | Not Insured by any Federal Government Agency

## Style breakdown

(As of the business day before deposit date)

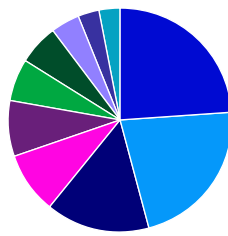


Style	Percentage
Large - Core	5.90%
Large - Growth	81.26%
Large - Value	3.00%
Mid - Growth	9.84%

Source: FactSet and Bloomberg

## Portfolio diversification

(As of the business day before deposit date)



Sector	Percentage
Semiconductors	23.99%
Application Software	22.01%
Systems Software	14.97%
Semiconductor Materials & Equipment	8.97%
Interactive Media & Services	8.05%
Technology Hardware Storage & Peripherals	6.01%
Communications Equipment	5.97%
Broadline Retail	3.99%
Electronic Manufacturing Services	3.03%
Electronic Components	3.01%

## About risk

There is no assurance that a unit investment trust will achieve its investment objective. An investment in this unit investment trust is subject to market risk, which is the possibility that the market values of securities owned by the trust will decline and that the value of trust units may therefore be less than what you paid for them. This trust is unmanaged and its portfolio is not intended to change during the trust's life except in limited circumstances. Accordingly, you can lose money investing in this trust. The trust should be considered as part of a long-term investment strategy and you should consider your ability to pursue it by investing in successive trusts, if available. You will realize tax consequences associated with investing from one series to the next.

The Portfolio is concentrated in securities issued by companies in the information technology sector. The information technology sector faces risks related to rapidly changing technology, rapid product obsolescence, cyclical market patterns, evolving industry standards and frequent new product introductions. Negative developments in this sector will affect the value of your investment more than would be the case for a more diversified investment.

Common stocks do not assure dividend payments. Dividends are paid only when declared by an issuer's board of directors and the amount of any dividend may vary over time. There can be no guarantee or assurance that companies will declare dividends in the future or that if declared, they will remain at current levels or increase over time.

You could experience dilution of your investment if the size of the Portfolio is increased as Units are sold. There is no assurance that your investment will maintain its proportionate share in the Portfolio's profits and losses.

The financial condition of an issuer may worsen or its credit ratings may drop, resulting in a reduction in the value of your Units. This may occur at any point in time, including during the initial offering period.

1. Including sales charges. As of deposit date.

2. Represents the value of 100 units on the deposit date. The value of the minimum investment amount of 100 units may be greater or less than \$1,000.00 following the deposit date.

3. Assuming a public offering price of \$10 per unit.

4. There is no initial sales charge if the public offering price per unit is \$10 or less. If the public offering price per unit exceeds \$10, an initial sales charge is paid at the time of purchase. The per unit amount of the initial sales charge is 1.85% of the dollar amount that the public offering price per unit exceeds \$10.

**Before investing, investors should carefully read the prospectus and consider the investment objectives, risks, charges and expenses. For this and more complete information about the trust, investors should ask their financial professional(s) for a prospectus or download one at [invesco.com/uit](https://www.invesco.com/uit).**

This does not constitute a recommendation of any investment strategy or product for a particular investor. Investors should consult a financial professional before making any investment decisions.

Invesco's history of offering unit investment trusts began with the acquisition of the Sponsor by Invesco Ltd. in June 2010. Invesco unit investment trusts are distributed by the Sponsor, Invesco Capital Markets, Inc. and broker dealers including Invesco Distributors, Inc. Both firms are indirect, wholly owned subsidiaries of Invesco Ltd.