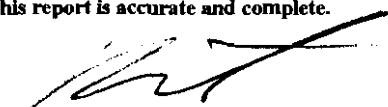
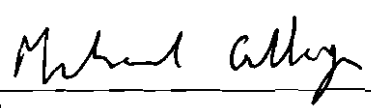


*PowerShares DB Agriculture Fund and Subsidiary*  
*Statements of Operations (unaudited)*

	<b>For the Period March 1, 2009 through March 31, 2009</b>	<b>Year to Date</b>
<b>Income</b>		
Interest Income, net	\$ 145,531	\$ 336,763
<b>Expenses</b>		
Management fee	833,389	2,203,731
Brokerage commissions and fees	(42,210)	250,129
Total expenses	791,179	2,453,860
Net investment income (loss)	(645,648)	(2,117,097)
<b>Net Realized and Net Change in Unrealized Gain (Loss) on United States Treasury Obligations and Futures</b>		
<b>Net Realized Gain (Loss) on</b>		
United States Treasury Obligations	(3,084)	(4,997)
Futures	(3,988,842)	(5,764,053)
Net Realized Gain (Loss)	(3,991,926)	(5,769,050)
<b>Net Change in Unrealized Gain (Loss) on</b>		
United States Treasury Obligations	85,259	2,157
Futures	48,439,136	(62,725,263)
Net Change in Unrealized Gain (Loss)	48,524,395	(62,723,106)
Net realized and net change in unrealized gain (loss) on United States Treasury Obligations and Futures	44,532,469	(68,492,156)
<b>Net Income (Loss)</b>	<b>\$ 43,886,821</b>	<b>\$ (70,609,253)</b>
Less: Net (income) loss attributed to the non-controlling interest in consolidated subsidiary - related party	(35)	61
<b>Net income (loss) attributed to PowerShares DB Agriculture Fund and Subsidiary</b>	<b>\$ 43,886,786</b>	<b>\$ (70,609,192)</b>

To the best of the knowledge and belief of the undersigned, the information contained in this report is accurate and complete.

  
 Martin Kremenstein  
 Chief Operating Officer and Chief Investment Officer  
 DB Commodity Services LLC


  
 Michael Gilligan  
 Principal Financial Officer  
 DB Commodity Services LLC

*PowerShares DB Agriculture Fund and Subsidiary*  
*Unaudited Consolidated Statement of Changes in Shareholders' Equity*  
*Period From March 1, 2009 to March 31, 2009*

	General Shares				Shares						
	Shares	Paid in Capital	Accumulated Earnings (Deficit)	Total General Shareholders' Equity (Deficit)	Shares	Paid in Capital	Accumulated Earnings (Deficit)	Total Shareholders' Equity (Deficit)	Total Shareholders' Equity (Deficit)	Non-controlling Interest	Total Equity
Balance at March 1, 2009	40	\$ 1,000	\$ (38)	\$ 942	51,200,000	\$ 1,647,355,540	\$ (442,404,951)	\$ 1,205,150,589	\$ 1,205,151,531	\$ 942	\$ 1,205,152,473
Sale of Shares					17,000,000	416,128,798		416,128,798	416,128,798		416,128,798
Redemption of Shares					(400,000)	(9,242,508)		(9,242,508)	(9,242,508)		(9,242,508)
Net Income (Loss):											
Net investment fees			-	-			(645,648)	(645,648)	(645,648)	-	(645,648)
Net realized gain (loss) on United States Treasury Obligations and Futures			(3)	(3)			(3,991,920)	(3,991,920)	(3,991,923)	(3)	(3,991,926)
Net change in unrealized gain (loss) on United States Treasury Obligations and Futures			38	38			48,524,319	48,524,319	48,524,357	38	48,524,395
Net Income (Loss):			35	35			43,886,751	43,886,751	43,886,786	35	43,886,821
Balance at March 31, 2009	40	\$ 1,000	\$ (23)	\$ 977	67,800,000	\$ 2,054,441,830	\$ (398,518,200)	\$ 1,655,923,630	\$ 1,655,924,607	\$ 977	\$ 1,655,925,584

Net Asset Value per share  
 General shares (40 shares)  
 Shares (67,800,000 shares)

\$ 24.43  
 \$ 24.42

  
 Martin Kremenstein  
 Chief Operating Officer and Chief Investment Officer  
 DB Commodity Services LLC

  
 Michael Gilligan  
 Principal Financial Officer  
 DB Commodity Services LLC