




Sample Portfolio

Tax-Aware Limited Term Income Plus SMA

As of May 21, 2026



Invesco Fixed Income

Comprehensive range of fixed income solutions with global breadth and scale

Invesco Ltd.

A leading independent global investment firm

\$2.2 trillion¹

Specialized investment teams managing trillions in global assets

8,300+

Employees worldwide

120

On-the-ground presence serving clients across the globe

Invesco Fixed Income

Deep and experienced teams with distinct market coverage across a broad suite of capabilities

\$536.4 billion²

Global fixed income assets under management

175

Experienced team of investment professionals averaging 18 years in the industry

87

Research credit analysts with distinct market coverage with a global presence

Fixed Income SMAs

Disciplined active investment manager delivering cost-efficient, custom solutions

\$31.3 billion³

Fixed income SMA assets under management across 7 asset classes

22,254

Individual client accounts

30+ years

Established provider of SMAs



Source: Invesco. 1) Data as of 12/31/2025 and includes all assets under advisement, distributed and overseen by Invesco totaling \$2,169.9 billion. 2) Data as of 12/31/2025 and represents Invesco Fixed Income assets globally. 3) Data is as of 3/31/2026 and represents Fixed Income SMA assets within the United States.

Custom Fixed Income SMAs

Disciplined active investment manager delivering cost-efficient, custom solutions

Custom SMAs by Invesco

Customized Framework

SMA framework with multiple options across various asset classes to enable clients to customize their individual portfolio to meet their unique needs.

Tax-Smart Strategies

Skilled investment teams who generate tax-alpha proactively for clients utilizing advanced analytics.

Personalized Service

Trusted portfolio management partners and a high-touch, personalized client service group.

Custom Fixed Income SMAs

Customized Portfolios

Utilize a thoughtful framework for clients to customize portfolios based on duration, tax situation, liquidity needs, and values.



7 asset classes, **4** duration options, **18** state-specific options

Disciplined Active Management

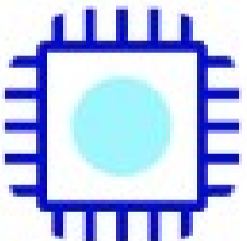
Seek to enhance returns through active security selection and sector allocation and implement a passive approach to duration management.



\$31.3 billion in fixed income assets under management

Technology Automation

Continuous technological improvements to drive scale and create efficient, seamless trade execution.



22,254 custom fixed income client accounts

Why Tax-Aware SMAs

Opportunistic approach to core fixed income using tax-free and taxable bonds

Portfolio Highlights



After-Tax Benefits

Exploits relative value across the curve in tax-free and taxable bonds, seeking high taxable equivalent yield



Uncorrelated Returns

In periods of volatility, seeks to take advantage of uncorrelated returns within different asset classes



Dynamic Asset Allocation

Delivers low standard deviation, high Sharpe ratio, and low maximum drawdown

Portfolio Targets

Targeted Duration	3 to 4 Years
Maturity Range	0 to 12 Years
Holdings Range	25 to 35
Cash Range	0% to 5%
Currency	U.S. Dollar
Asset Allocation	50-80% Tax-Free Municipal 20-40% Government 10-30% Corporate 0-10% Taxable Municipals

Source: Invesco, As of 3/31/2026



Diversification does not guarantee a profit or eliminate the risk of loss. There can be no assurance that any investment process or strategy will achieve its investment objective.

Portfolio Overview: Tax-Aware Limited Term Income Plus SMA

Portfolio Characteristics

4.17
 Effective Duration (years)
5.11
 Maturity (years)
4.29
 Coupon (%)
101.47
 Market Price (\$)
21
 Holdings #
AA-
 Avg. Credit Rating
US
 Geographical Focus

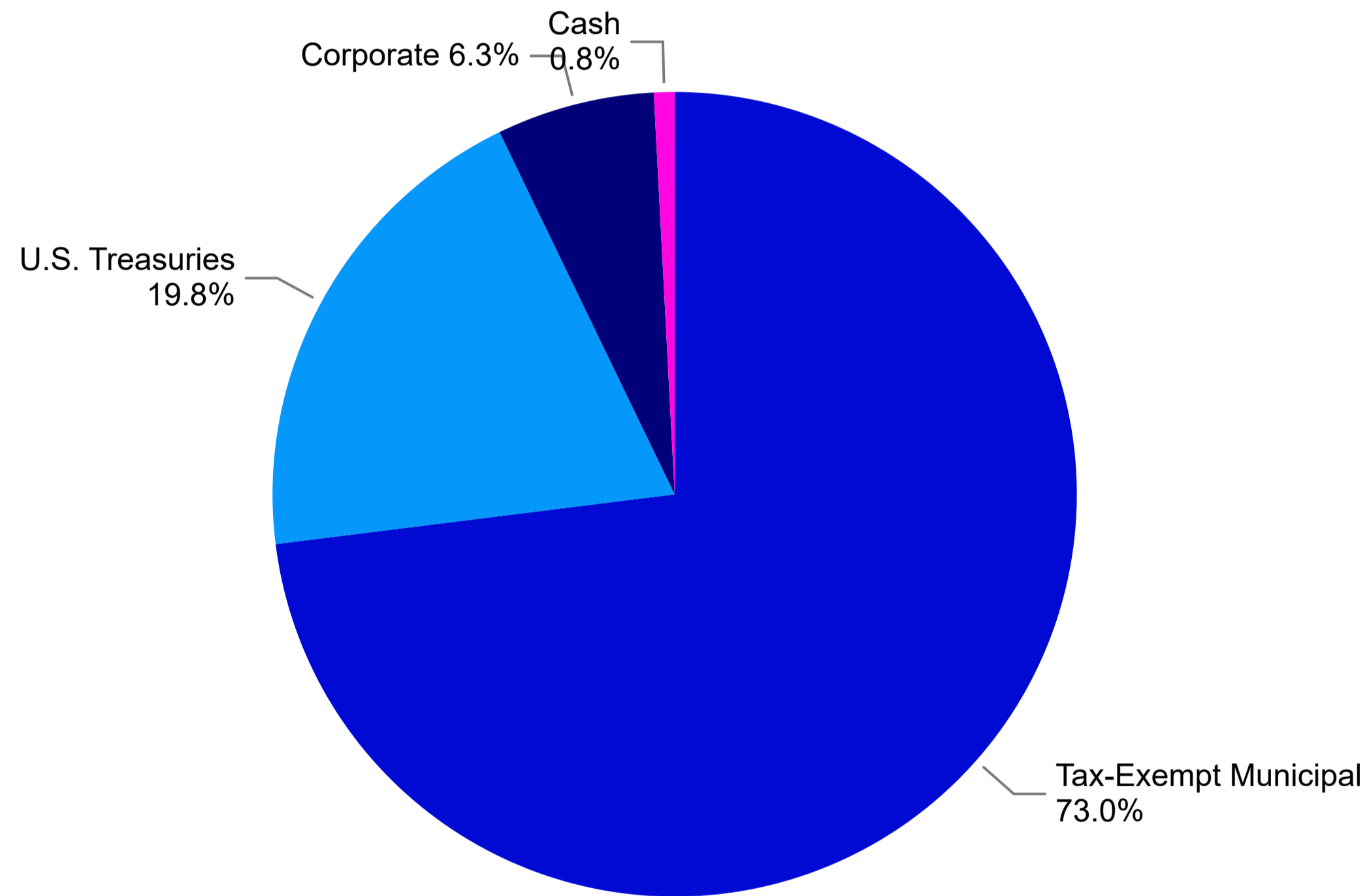
Yield Averages

5.94
 Tax-Equivalent Yield (%)
4.22
 Current Yield (%)
4.21
 Yield to Maturity (%)
3.98
 Yield to Worst (%)

Income

\$1,000,000
 Market Value
\$39,800
 Sustainable Income
\$42,200
 Current Income

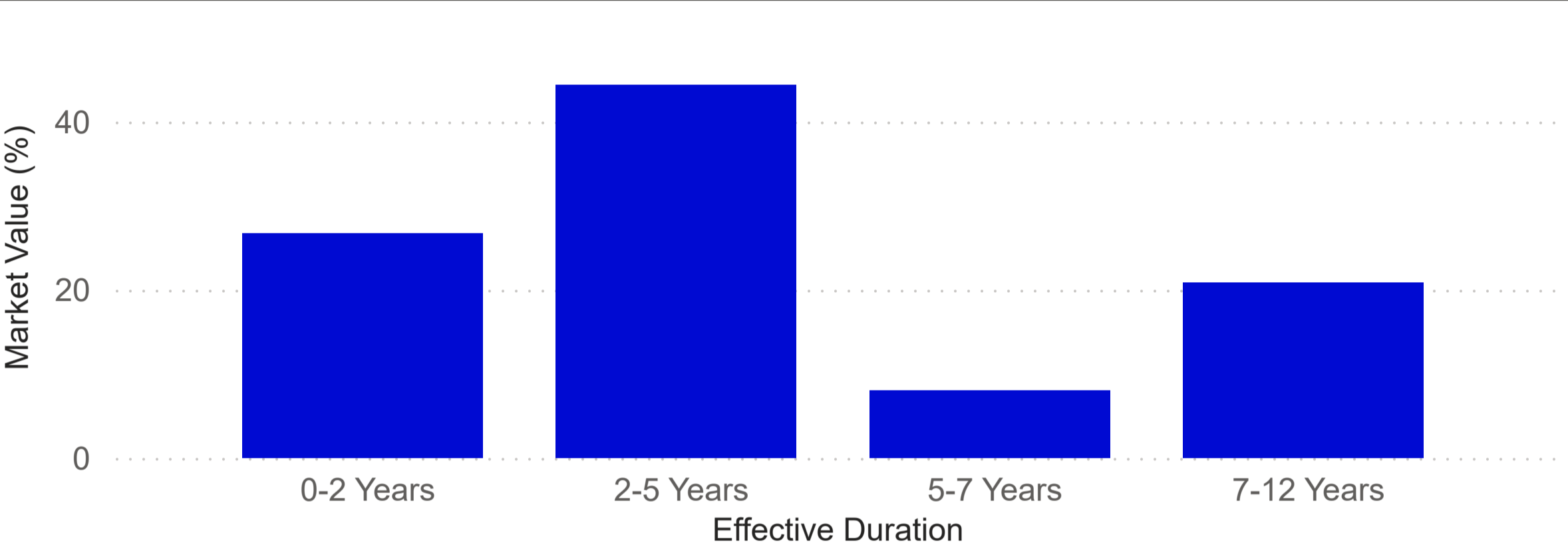
Sector Breakdown (%)



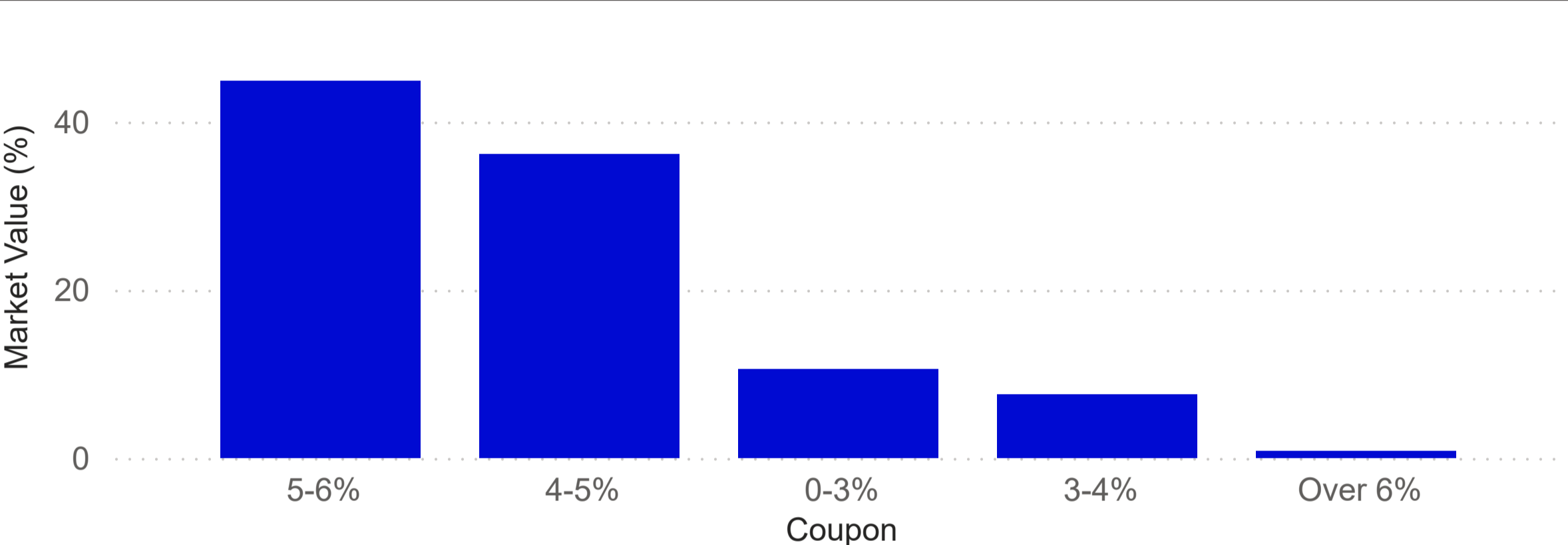
Source: Invesco, As of 05/21/2026. Portfolio information and characteristics are based on a sample portfolio as of a point in time and are subject to change. New portfolios opened in this strategy will be managed to the parameters of the same strategy but will not exactly mirror the sample portfolio as of the date of this presentation. Please obtain and review all financial material carefully before investing. Current income is market value times current yield. Taxable equivalent yield is based on an effective federal tax rate of 40.8% on the underlying municipal bonds. Sustainable income is market value times yield to worst. Average Credit Rating definition is located in the back of the presentation.

Portfolio Allocation: Tax-Aware Limited Term Income Plus SMA

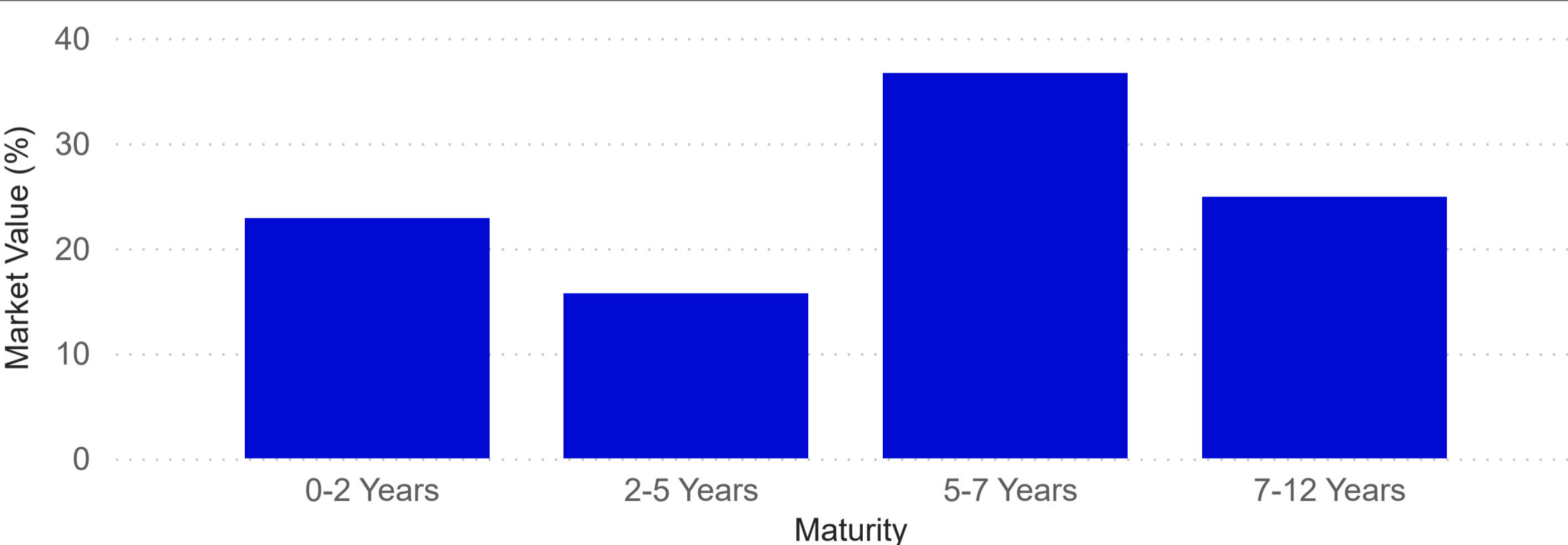
Effective Duration Breakdown (%)



Coupon Breakdown (%)



Maturity Breakdown (%)



Average Credit Rating Breakdown (%)



Source: Invesco, As of 05/21/2026. Portfolio information and characteristics are based on a sample portfolio as of a point in time and are subject to change. New portfolios opened in this strategy will be managed to the parameters of the same strategy but will not exactly mirror the sample portfolio as of the date of this presentation. Average Credit Rating definition is located in the back of the presentation.

Portfolio Holdings: Tax-Aware Limited Term Income Plus SMA

Sector	Holding Description	State	Maturity	Coupon (%)	Avg. Credit Rating	Effective Duration (years)	Market Yield (%)	Market Price (\$)	Market Value (%)
Cash	Cash Equivalent		5/22/2026	3.64	U.S.	0.00	3.64	\$100	0.83
Corporates	Amazon.Com Inc		4/13/2027	3.30	AA	0.87	4.01	\$99.38	1.89
Corporates	Morgan Stanley		1/20/2027	3.63	A+	0.65	4.07	\$99.71	1.91
Corporates	Oracle Corp		3/25/2028	2.30	BBB	1.78	4.87	\$95.52	2.54
Municipals	Black Belt Energy Gas Dist AL Gas Project Revenue Ser B	AL	9/1/2032	5.00	A	5.40	4.20	\$104.35	3.99
Municipals	Clark Cnty WA Sch Dist #114 Evergreen	WA	12/1/2026	5.00	AAA	0.52	2.76	\$101.17	3.92
Municipals	Dist of Columbia Ref-Ser C	DC	12/1/2026	5.00	AA+	0.52	2.74	\$101.18	3.92
Municipals	Houston TX Ser a	TX	3/1/2036	5.00	AA	7.27	3.43	\$110.65	4.23
Municipals	Invesco Sma Municipal Bond Fund	GA	6/17/2031	4.78	BBB+	4.66	4.78	\$98.83	24.43
Municipals	Main Street Natural Gas Inc GA Gas Supply Revenue Ser E	GA	12/1/2032	5.00	A-	5.55	4.23	\$104.33	4.04
Municipals	New York City NY Transitional Fin Auth Revenue Ref-Sub-Future Tax ...	NY	11/1/2031	5.00	AAA	4.48	2.91	\$109.57	4.16
Municipals	New York St Dorm Auth St Personal Income Tax Revenue Ref-Ser a	NY	3/15/2035	5.00	AA+	7.30	3.21	\$113.64	4.34
Municipals	New York St Hsg Fin Agy Affordable Hsg Revenue Var-Sustainable Bo...	NY	5/1/2027	3.60	AA	0.92	3.57	\$100.03	3.80
Municipals	Oregon St Dept of Transprtn Highway User Tax Revenue Subordinate ...	OR	11/15/2037	5.00	AA+	8.49	3.43	\$112.66	4.27
Municipals	Southeast Energy Auth AL Cooperative Dist Gas Sply Revenue Ser F	AL	11/1/2035	5.25	A+	7.52	4.37	\$106.78	4.05
Municipals	Trinity River TX Auth Regl Wstwtr Sys Revenue Ref	TX	8/1/2028	4.00	AAA	1.17	2.83	\$101.36	3.88
Municipals	Washington St Hlth Care Facs Auth Ref-Commonspirit Health-Ser a-	WA	8/1/2036	5.00	A-	4.95	3.76	\$103.69	3.98
Treasuries	US Treasury N/B	US	7/31/2027	0.38	U.S.	1.17	3.96	\$95.86	4.00
Treasuries	US Treasury N/B	US	6/30/2028	4.00	U.S.	2.01	4.07	\$99.85	3.84
Treasuries	US Treasury N/B	US	2/15/2029	5.25	U.S.	2.54	4.01	\$103.18	3.96
Treasuries	US Treasury N/B	US	5/15/2031	1.63	U.S.	4.71	4.25	\$88.32	4.01
Treasuries	US Treasury N/B	US	11/15/2035	4.00	U.S.	7.84	4.55	\$95.83	3.99

Source: Invesco, Standard & Poor's, Moody's. As of 05/21/2026. Portfolio holdings are based on a sample portfolio as a point in time and are subject to change. New portfolios opened in this strategy will be managed to the parameters of the same strategy but will not exactly mirror the sample portfolio as of the date of this presentation. Average Credit Rating definition is located in the back of the presentation.



Disclosure

Definitions

Average Credit Rating - An internal measurement created by Invesco Managed Accounts LLC and is calculated by taking the highest rated of the 3 major rating agencies (S&P, Moody's, and Fitch) at the security level. It is then changed into a numerical value, asset weighted and then calculated to be shown at the portfolio level in Standard & Poor's format. Not-rated securities are not included in the average credit rating calculation.

Coupon - The average rate of the coupons of the bonds in the portfolio, weighted based on each holding size relative to the portfolio.

Completion Fund - A no-fee mutual fund to give SMA clients access to high-yield municipal sectors that cannot be efficiently held as individual securities within a standard account. The Invesco SMA Municipal Bond Fund is a no-fee fund for exclusive use in Income Plus SMAs. Portfolio breakdowns are calculated using a weighted average of all individual positions including the portfolio statistics for the completion fund which is a weighted average of all the underlying holdings in the fund.

Current Yield - Calculated by dividing the annual coupon payment by the bond's current market price.

Effective Duration - Calculation for bonds with embedded options that takes into account that expected cash flows fluctuate as interest rates change. This figure is expressed in years.

High Yield Bonds - Rated below investment grade, as defined by S&P BB or below. High yield securities involve greater risk and are less liquid than higher grade issuers. Changes in general economic conditions, financial conditions of the issuers and in interest rates may adversely impact the ability of issuers to make timely payments of interest and principal.

Taxable Equivalent Yield (TEY) - Is the return that a tax-exempt bond needs to possess for its yield to equal the yield on a comparable taxable bond. This is a tool investors can use to compare the returns between a tax-free and taxable bond alternative. It is calculated by taking the tax-free bond yield and dividing it by one minus the tax rate.

Yield to Maturity - The yield an investor would receive if all bonds were held to maturity.

Yield to Worst - The lowest possible yield an investor can receive on a bond without the issuer defaulting.

All material presented is compiled from sources believed to be reliable and current, but accuracy cannot be guaranteed. This is not to be construed as an offer to buy or sell any financial instruments and should not be relied upon as the sole factor in an investment making decision. As with all investments there are associated inherent risks. This should not be considered a recommendation to purchase any investment product. This does not constitute a recommendation of any investment strategy for a particular investor. Investors should consult a financial professional before making any investment decisions if they are uncertain whether an investment is suitable for them. Please obtain and review all financial material carefully before investing.

Invesco Managed Accounts, LLC is the investment adviser for this separately managed accounts (SMAs) and provides investment advisory services to individual and institutional clients and does not sell securities. It is an indirect, wholly owned subsidiary of Invesco Ltd. These materials are being provided for informational purposes only. The information contained herein is obtained from multiple sources that are believed to be reliable. However, such information has not been verified by the sponsor and may be different from the information included in documents and materials created by the sponsor firm in whose investment program a client participates. Some sponsor firms may require that these materials are preceded or accompanied by investment profiles or other documents or materials prepared by such sponsor firms, which will be provided upon a client's request. For additional information, documents and/or materials, please contact your financial professional.

The Investment Advisers Act of 1940 requires investment advisory firms such as Invesco Managed Accounts, LLC to file and keep current with the Securities and Exchange Commission a registration statement of Form ADV. Part 2 of Form ADV contains information about the background and business practices of Invesco Managed Accounts, LLC. Under the Commission's rules, we are required to offer to make available annually Part 2 of Form ADV to our clients along with our privacy policy. Accordingly, if you would like to receive a copy of this material, please write to: Invesco Managed Accounts, LLC, Managed Accounts Client Service Department • 2001 6th Ave, Suite 2310 • Seattle, WA 98121

5114162-NA

JDP-INVST-PPT-3300

Thank you