



PowerShares DB Gold Fund
Statements of Operations (unaudited)

	For the Period April 1, 2014 through April 30, 2014	Year to Date
Income		
Interest Income, net	\$ 5,095	\$ 27,643
Expenses		
Management fee	91,356	393,055
Brokerage commissions and fees	13,873	32,463
Total expenses	105,229	425,518
Net investment income (loss)	(100,134)	(397,875)
Net Realized and Net Change in Unrealized Gain (Loss) on United States Treasury Obligations and Futures		
Net Realized Gain (Loss) on		
United States Treasury Obligations	1,133	1,888
Futures	(4,672,610)	6,012,070
Net Realized Gain (Loss)	(4,671,477)	6,013,958
Net Change in Unrealized Gain (Loss) on		
United States Treasury Obligations	789	2,859
Futures	6,471,420	5,066,720
Net Change in Unrealized Gain (Loss)	6,472,209	5,069,579
Net realized and net change in unrealized gain (loss) on United States Treasury Obligations and Futures	1,800,732	11,083,537
Net Income (Loss)	\$ 1,700,598	\$ 10,685,662

To the best of the knowledge and belief of the undersigned, the information contained in this report is accurate and complete.


 Martin Kremenstein
 Chief Executive Officer
 DB Commodity Services LLC



 Michael Gilligan
 Chief Financial Officer
 DB Commodity Services LLC

PowerShares DB Gold Fund
Unaudited Statement of Changes in Shareholders' Equity
Period From April 1, 2014 to April 30, 2014

	<u>General Shares</u>		<u>Shares</u>		
	<u>Shares</u>	<u>Total Equity (Deficit)</u>	<u>Shares</u>	<u>Total Equity (Deficit)</u>	<u>Total Shareholders' Equity (Deficit)</u>
Balance at April 1, 2014	40	\$ 1,721	3,400,000	\$ 146,262,488	\$ 146,264,209
Sale of Shares			600,000	25,888,269	25,888,269
Redemption of Shares			(800,000)	(34,993,736)	(34,993,736)
Net Income (Loss)					
Net investment income (loss)		(1)		(100,133)	(100,134)
Net realized gain (loss) on United States Treasury Obligations and Futures		(40)		(4,671,437)	(4,671,477)
Net change in unrealized gain (loss) on United States Treasury Obligations and Futures		56		6,472,153	6,472,209
Net Income (Loss)		15		1,700,583	1,700,598
Balance at April 30, 2014	<u>40</u>	<u>\$ 1,736</u>	<u>3,200,000</u>	<u>\$ 138,857,604</u>	<u>\$ 138,859,340</u>

Net Asset Value per share

General shares (40 shares)	<u>\$ 43.40</u>
Shares (3,200,000 shares)	<u>\$ 43.39</u>



 Martin Kremenstein
 Chief Executive Officer
 DB Commodity Services LLC



 Michael Gilligan
 Chief Financial Officer
 DB Commodity Services LLC