



**PowerShares DB G10 Currency Harvest Fund**  
**Statements of Operations (unaudited)**

	<b>For the Period June 1, 2014 through June 30, 2014</b>	<b>Year to Date</b>
<b>Income</b>		
Interest Income, net	\$ 2,425	\$ 30,578
<b>Expenses</b>		
Management fee	63,756	584,028
Brokerage commissions and fees	8,200	40,822
Total expenses	71,956	624,850
<b>Net investment income (loss)</b>	(69,531)	(594,272)
<b>Net Realized and Net Change in Unrealized Gain (Loss) on United States Treasury Obligations and Futures</b>		
<b>Net Realized Gain (Loss) on</b>		
United States Treasury Obligations	190	2,700
Futures	3,358,298	8,479,614
<b>Net Realized Gain (Loss)</b>	3,358,488	8,482,314
<b>Net Change in Unrealized Gain (Loss) on</b>		
United States Treasury Obligations	834	(3,861)
Futures	(3,053,031)	(3,205,066)
<b>Net Change in Unrealized Gain (Loss)</b>	(3,052,197)	(3,208,927)
Net realized and net change in unrealized gain (loss) on United States Treasury Obligations and Futures	306,291	5,273,387
<b>Net Income (Loss)</b>	<u>\$ 236,760</u>	<u>\$ 4,679,115</u>

To the best of the knowledge and belief of the undersigned, the information contained in this report is accurate and complete.

  
 Martin Kremenstein  
 Chief Executive Officer  
 DB Commodity Services LLC


  
 Michael Gilligan  
 Chief Financial Officer  
 DB Commodity Services LLC

**PowerShares DB G10 Currency Harvest Fund**  
**Unaudited Statement of Changes in Shareholders' Equity**  
**Period From June 1, 2014 to June 30, 2014**

	<u>General Shares</u>		<u>Shares</u>		
	<u>Shares</u>	<u>Total Equity (Deficit)</u>	<u>Shares</u>	<u>Total Equity (Deficit)</u>	<u>Total Shareholders' Equity (Deficit)</u>
<b>Balance at June 1, 2014</b>	40	\$ 1,042	3,800,000	\$ 98,980,734	\$ 98,981,776
Sale of Shares			400,000	10,481,725	10,481,725
Redemption of Shares			(400,000)	(10,461,678)	(10,461,678)
Net Income (Loss)					
Net investment income (loss)		-		(69,531)	(69,531)
Net realized gain (loss) on United States Treasury Obligations and Futures		37		3,358,451	3,358,488
Net change in unrealized gain (loss) on United States Treasury Obligations and Futures		(34)		(3,052,163)	(3,052,197)
Net Income (Loss)		3		236,757	236,760
<b>Balance at June 30, 2014</b>	<u>40</u>	<u>\$ 1,045</u>	<u>3,800,000</u>	<u>\$ 99,237,538</u>	<u>\$ 99,238,583</u>

**Net Asset Value per share**

General shares (40 shares)	<u>\$ 26.13</u>
Shares (3,800,000 shares)	<u>\$ 26.12</u>

  
 Martin Kremenstein  
 Chief Executive Officer  
 DB Commodity Services LLC

  
 Michael Gilligan  
 Chief Financial Officer  
 DB Commodity Services LLC