



**PowerShares DB Agriculture Fund**  
**Statements of Operations (unaudited)**

	For the Period April 1, 2013 through April 30, 2013	Year to Date
<b>Income</b>		
Interest Income, net	\$ 104,697	\$ 421,121
<b>Expenses</b>		
Management fee	1,169,558	4,651,948
Brokerage commissions and fees	143,152	438,661
Total expenses	1,312,710	5,090,609
<b>Net investment income (loss)</b>	<u>(1,208,013)</u>	<u>(4,669,488)</u>
<b>Net Realized and Net Change in Unrealized Gain (Loss) on United States Treasury Obligations and Futures</b>		
<b>Net Realized Gain (Loss) on</b>		
United States Treasury Obligations	2,540	5,840
Futures	(12,986,426)	(62,410,764)
<b>Net Realized Gain (Loss)</b>	<u>(12,983,886)</u>	<u>(62,404,924)</u>
<b>Net Change in Unrealized Gain (Loss) on</b>		
United States Treasury Obligations	12,793	(12,786)
Futures	30,267,111	(43,114,199)
<b>Net Change in Unrealized Gain (Loss)</b>	<u>30,279,904</u>	<u>(43,126,985)</u>
Net realized and net change in unrealized gain (loss) on United States Treasury Obligations and Futures	<u>17,296,018</u>	<u>(105,531,909)</u>
<b>Net Income (Loss)</b>	<u>\$ 16,088,005</u>	<u>\$ (110,201,397)</u>

To the best of the knowledge and belief of the undersigned, the information contained in this report is accurate and complete.

  
 \_\_\_\_\_  
 Martin Kremenstein  
 Chief Executive Officer  
 DB Commodity Services LLC


  
 \_\_\_\_\_  
 Michael Gilligan  
 Chief Financial Officer  
 DB Commodity Services LLC

**PowerShares DB Agriculture Fund**  
**Unaudited Statement of Changes in Shareholders' Equity**  
**Period From April 1, 2013 to April 30, 2013**

	General Shares		Shares		Total Shareholders' Equity (Deficit)
	Shares	Total Equity (Deficit)	Shares	Total Equity (Deficit)	
<b>Balance at April 1, 2013</b>	40	\$ 1,037	65,200,000	\$ 1,690,009,748	\$ 1,690,010,785
Sale of Shares			400,000	10,206,136	10,206,136
Redemption of Shares			(1,400,000)	(36,263,358)	(36,263,358)
Net Income (Loss)					
Net investment income (loss)		(1)		(1,208,012)	(1,208,013)
Net realized gain (loss) on United States Treasury Obligations and Futures		(8)		(12,983,878)	(12,983,886)
Net change in unrealized gain (loss) on United States Treasury Obligations and Futures		18		30,279,886	30,279,904
Net Income (Loss)		9		16,087,996	16,088,005
<b>Balance at April 30, 2013</b>	<u>40</u>	<u>\$ 1,046</u>	<u>64,200,000</u>	<u>\$ 1,680,040,522</u>	<u>\$ 1,680,041,568</u>


**Net Asset Value per share**

General shares (40 shares)	<u>\$ 26.15</u>
Shares (64,200,000 shares)	<u>\$ 26.17</u>



---

Martin Kremenstein  
Chief Executive Officer  
DB Commodity Services LLC



---

Michael Gilligan  
Chief Financial Officer  
DB Commodity Services LLC