



PowerShares DB Gold Fund
Statements of Operations (unaudited)

	For the Period June 1, 2013 through June 30, 2013	Year to Date
Income		
Interest Income, net	\$ 8,434	\$ 110,001
Expenses		
Management fee	108,908	1,143,810
Brokerage commissions and fees	5,809	29,003
Total expenses	114,717	1,172,813
Net investment income (loss)	(106,283)	(1,062,812)
Net Realized and Net Change in Unrealized Gain (Loss) on United States Treasury Obligations and Futures		
Net Realized Gain (Loss) on		
United States Treasury Obligations	466	4,287
Futures	-	(23,566,790)
Net Realized Gain (Loss)	466	(23,562,503)
Net Change in Unrealized Gain (Loss) on		
United States Treasury Obligations	(3,018)	(26,030)
Futures	(23,301,820)	(57,783,200)
Net Change in Unrealized Gain (Loss)	(23,304,838)	(57,809,230)
Net realized and net change in unrealized gain (loss) on United States Treasury Obligations and Futures	(23,304,372)	(81,371,733)
Net Income (Loss)	\$ (23,410,655)	\$ (82,434,545)

To the best of the knowledge and belief of the undersigned, the information contained in this report is accurate and complete.


 Martin Kremenstein
 Chief Executive Officer
 DB Commodity Services LLC



 Michael Gilligan
 Chief Financial Officer
 DB Commodity Services LLC

PowerShares DB Gold Fund
Unaudited Statement of Changes in Shareholders' Equity
Period From June 1, 2013 to June 30, 2013

	<u>General Shares</u>		<u>Shares</u>		
	<u>Shares</u>	<u>Total Equity (Deficit)</u>	<u>Shares</u>	<u>Total Equity (Deficit)</u>	<u>Total Shareholders' Equity (Deficit)</u>
Balance at June 1, 2013	40	\$ 1,890	3,800,000	\$ 179,584,843	\$ 179,586,733
Sale of Shares			200,000	9,267,150	9,267,150
Net Income (Loss)					
Net investment income (loss)		(1)		(106,282)	(106,283)
Net realized gain (loss) on United States Treasury Obligations and Futures		-		466	466
Net change in unrealized gain (loss) on United States Treasury Obligations and Futures		(235)		(23,304,603)	(23,304,838)
Net Income (Loss)		(236)		(23,410,419)	(23,410,655)
Balance at June 30, 2013	<u>40</u>	<u>\$ 1,654</u>	<u>4,000,000</u>	<u>\$ 165,441,574</u>	<u>\$ 165,443,228</u>

Net Asset Value per share

General shares (40 shares)	<u>\$ 41.35</u>
Shares (4,000,000 shares)	<u>\$ 41.36</u>


 Martin Kremenstein
 Chief Executive Officer
 DB Commodity Services LLC


 Michael Gilligan
 Chief Financial Officer
 DB Commodity Services LLC