

Invesco American Franchise Portfolio

CollegeBound 529 Unit Classes

Why invest in this portfolio

- 1 Seasoned investment experts.**
Our team leverages over 25 years of average industry experience and collaborates across our investment center to gain unique and investable insights.
- 2 Deep, focused research.**
Our team seeks to identify research advantages by analyzing a variety of objective information for each investment opportunity.
- 3 Disciplined portfolio construction.**
We limit sector weights relative to our benchmark and allow conviction and concentration levels to inform individual stock weights.

Top issuers

(% of total market value)

NVIDIA Corp	12.80
Alphabet Inc	6.26
Apple Inc	5.38
Amazon.com Inc	5.16
Microsoft Corp	4.66
Broadcom Inc	4.24
Meta Platforms Inc	3.57
Taiwan Semiconductor Manufacturing Co Ltd	3.52
Lam Research Corp	2.98
Netflix Inc	2.86

Holdings are subject to change and are not buy/sell recommendations. Holdings shown are that of the underlying fund.

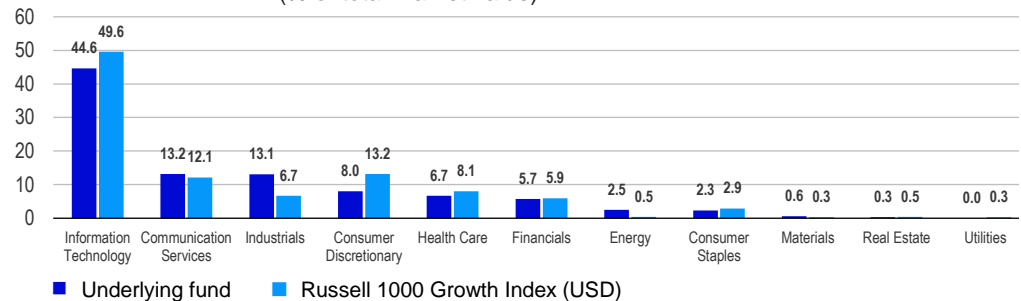
What this portfolio does

The underlying fund seeks long-term capital appreciation by investing in US large-cap growth companies that we believe are industry leaders, growing faster than the market and their peers, in a way that is unrecognized or under appreciated.

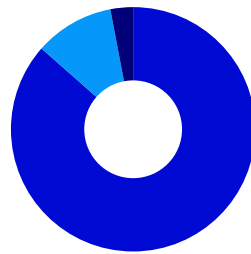
Portfolio overview (as of 03/31/26)

Investment objective	The portfolio seeks to provide long-term capital appreciation.
CUSIPs	A:76223R754 C:76223R747 I:76223R739 RA:76223R721 RZ:76223R713
Tickers	A:INESX C:INETX I:INEUX
Total net assets	\$17.99 million
Total number of holdings	48
Portfolio managers	Asutosh Shah, Ido Cohen, Ronald Zibelli
Management and number of holdings information are that of the underlying fund.	

Sector breakdown (% of total market value)



Asset mix (% of total market value)



Dom Common Stock	86.50
Intl Common Stock	10.51
Cash	2.99

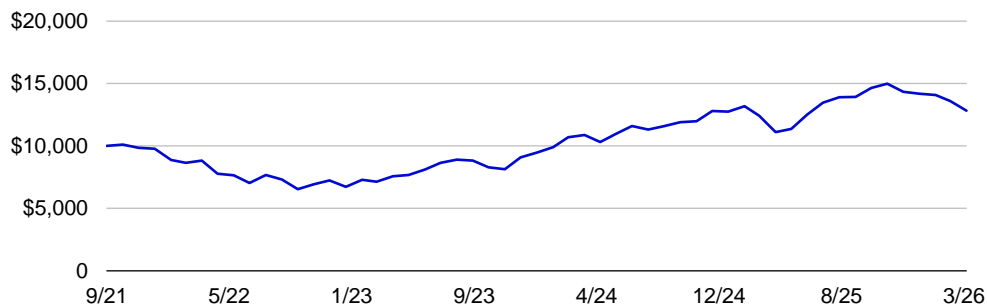
Based on the underlying fund. Current Allocations may differ. May not equal 100% due to rounding.



Performance of a \$10,000 investment

Class A units at NAV (October 22, 2021 – March 31, 2026)

■ Invesco American Franchise Portfolio Class A at NAV: \$12,820



Expense ratios

	% total
Class A	1.04
Class C	1.79
Class I	0.79
Class RA	0.88
Class RZ	0.63

Per the program description.

Standardized performance (%) as of March 31, 2026

		YTD	3 month	1 year	3 year	5 year	10 year	Since Inception
Class A units	NAV	-9.72	-9.72	15.50	19.14	-	-	5.76
Inception: 10/22/21	Max. Load 3.50%	-13.32	-13.32	10.90	17.51	-	-	4.78
Class C units	NAV	-9.85	-9.85	14.76	18.32	-	-	5.04
Inception: 10/22/21	Max. CDSC 1.00%	-10.76	-10.76	13.76	18.32	-	-	5.04
Class I units	NAV	-9.61	-9.61	15.89	19.43	-	-	6.05
Inception: 10/22/21								
Class RA units	NAV	-9.71	-9.71	15.76	19.33	-	-	5.96
Inception: 10/22/21								
Class RZ units	NAV	-9.62	-9.62	15.99	19.62	-	-	6.20
Inception: 10/22/21	Max. Load 1.25%	-10.73	-10.73	14.56	19.10	-	-	5.89
Russell 1000 Growth Index (USD)		-9.78	-9.78	18.81	21.18	12.76	16.83	9.89

Calendar year total returns (%)

	2016	2017	2018	2019	2020	2021	2022	2023	2024	2025
Class A units at NAV	-	-	-	-	-	-	-31.22	40.77	34.67	11.46
Russell 1000 Growth Index (USD)	-	-	-	-	-	-	-29.14	42.68	33.36	18.56

The performance quoted is past performance and is not a guarantee of future results. Investment returns and principal value of an investment will fluctuate so that an account owner's units, when redeemed, may be worth more or less than their original cost. Current performance may be higher or lower than the performance data shown. For up-to-date month-end performance information please call 877 615 4116, or visit collegebound529.com. Performance figures reflect reinvested distributions of the underlying security and changes in net asset value (NAV). No contingent deferred sales charge (CDSC) will be imposed on redemptions of Class C units following one year from the date units were purchased. Performance shown at NAV does not include applicable CDSC or front-end sales charges, which would have reduced the performance. Class I units have no sales charge; therefore, performance is at NAV. Class RA units have no sales charge; therefore, performance is at NAV. Returns less than one year are cumulative; all others are annualized. Index returns do not reflect any fees, expenses, or sales charges. Index source: RIMES Technologies Corp. Please keep in mind that high, double-digit returns are highly unusual and cannot be sustained. Had fees not been waived and/or expenses reimbursed in the past, returns would have been lower.

Class I units are available only to certain investors.

Effective on or about June 25, 2021, Class RA and Class RZ units are closed to new investors. Existing Account Owners holding Class RA and Class RZ units are permitted to make additional investments in those classes, respectively.

See the Program Description for more information.

The Russell 1000® Growth Index is an unmanaged index considered representative of large-cap growth stocks. The Russell 1000 Growth Index is a trademark/service mark of the Frank Russell Co. Russell® is a trademark of the Frank Russell Co. An investment cannot be made directly in an index.

Please keep in mind that high, double-digit returns are highly unusual and cannot be sustained.

Asset allocation/diversification does not guarantee a profit or eliminate the risk of loss.

About Risk

Risks of the Underlying Holding

The risks of investing in securities of foreign issuers, including emerging markets, can include fluctuations in foreign currencies, political and economic instability, and foreign taxation issues. Growth stocks tend to be more sensitive to changes in their earnings and can be more volatile.

Stocks of medium-sized companies tend to be more vulnerable to adverse developments, may be more volatile, and may be illiquid or restricted as to resale.

Investments concentrated in a comparatively narrow segment of the economy may be more volatile than non-concentrated investments.

The Fund is considered non-diversified and may experience greater volatility than a more diversified investment.

The portfolio is subject to certain other risks. Please see the current Program Description for more information regarding the risks associated with an investment in the portfolio.

The underlying fund holdings are organized according to the Global Industry Classification Standard, which was developed by and is the exclusive property and service mark of MSCI Inc. and Standard & Poor's.



James A. Diossa

Rhode Island General Treasurer

CollegeBound 529 is administered by the Rhode Island Office of the General Treasurer and the Rhode Island State Investment Commission. Ascensus College Savings Recordkeeping Services, LLC, the Program Manager, and its affiliates, have overall responsibility for the day-to-day operations of CollegeBound 529 including recordkeeping and administrative services. Invesco Advisors, Inc. serves as the Investment Manager. Invesco Distributors, Inc. markets and distributes CollegeBound 529.

Ascensus College Savings Recordkeeping Services, LLC, is a registered transfer agent and is a direct, wholly owned subsidiary of Ascensus College Savings, Inc., and an indirect, wholly owned subsidiary of Ascensus, Inc.

Invesco Advisors, Inc. is an investment adviser; it provides investment advisory services to individual and institutional clients and does not sell securities. Invesco Distributors, Inc. is the distributor for the CollegeBound 529 plan. Each entity is a wholly owned, indirect subsidiary of Invesco Ltd.

An investment in the Portfolios is subject to risks including: investment risks of the Portfolios which are described in the Program Description; the risk (a) of losing money over short or even long periods; (b) of changes to CollegeBound529, including changes in fees; (c) of federal or state tax law changes; and (d) that contributions to CollegeBound529 may adversely affect the eligibility of the Beneficiary or the Account Owner for financial aid or other benefits. For a detailed description of the risks associated with CollegeBound529, and the risks associated with the Portfolios and the Underlying Funds, please refer to the Program Description.

Before you invest, consider whether your or the beneficiary's home state offers any state tax or other state benefits such as financial aid, scholarship funds, and protection from creditors that are only available for investments in that state's qualified tuition program. For more information about CollegeBound 529, contact your financial professional, call 877-615-4116, or visit www.collegebound529.com to obtain a Program Description, which includes investment objectives, risks, charges, expenses, and other important information; read and consider it carefully before investing. Invesco Distributors, Inc. is the distributor of CollegeBound 529.

Note: Not all products available at all firms. Financial Professionals, please contact your home office. All data provided by Invesco unless otherwise noted.