



PowerShares DB Commodity Index Tracking Fund
Statements of Operations (unaudited)

	For the Period January 1, 2013 through January 31, 2013
Income	
Interest Income, net	\$ 445,704
Expenses	
Management fee	4,887,382
Brokerage commissions and fees	82,989
Total expenses	<u>4,970,371</u>
Net investment income (loss)	<u>(4,524,667)</u>
Net Realized and Net Change in Unrealized Gain (Loss) on United States Treasury Obligations and Futures	
Net Realized Gain (Loss) on	
United States Treasury Obligations	-
Futures	35,992,992
Net Realized Gain (Loss)	<u>35,992,992</u>
Net Change in Unrealized Gain (Loss) on	
United States Treasury Obligations	(141,368)
Futures	147,742,349
Net Change in Unrealized Gain (Loss)	<u>147,600,981</u>
Net realized and net change in unrealized gain (loss) on United States Treasury Obligations and Futures	<u>183,593,973</u>
Net Income (Loss)	<u>\$ 179,069,306</u>

To the best of the knowledge and belief of the undersigned, the information contained in this report is accurate and complete.



Martin Kremenstein
Chief Executive Officer
DB Commodity Services LLC




Michael Gilligan
Chief Financial Officer
DB Commodity Services LLC

PowerShares DB Commodity Index Tracking Fund
Unaudited Statement of Changes in Shareholders' Equity
Period From January 1, 2013 to January 31, 2013

	General Shares		Shares		Total Shareholders' Equity (Deficit)
	Shares	Total Equity (Deficit)	Shares	Total Equity (Deficit)	
Balance at January 1, 2013	40	\$ 1,109	238,400,000	\$ 6,607,538,315	\$ 6,607,539,424
Sale of Shares			9,000,000	249,693,952	249,693,952
Net Income (Loss)					
Net investment income (loss)		(1)		(4,524,666)	(4,524,667)
Net realized gain (loss) on United States Treasury Obligations and Futures		6		35,992,986	35,992,992
Net change in unrealized gain (loss) on United States Treasury Obligations and Futures		24		147,600,957	147,600,981
Net Income (Loss)		29		179,069,277	179,069,306
Balance at January 31, 2013	<u>40</u>	<u>\$ 1,138</u>	<u>247,400,000</u>	<u>\$ 7,036,301,544</u>	<u>\$ 7,036,302,682</u>

Net Asset Value per share

General shares (40 shares)	<u>\$ 28.45</u>
Shares (247,400,000 shares)	<u>\$ 28.44</u>



 Martin Kremenstein
 Chief Executive Officer
 DB Commodity Services LLC



 Michael Gilligan
 Chief Financial Officer
 DB Commodity Services LLC