



**PowerShares DB Agriculture Fund**  
**Statements of Operations (unaudited)**

	<b>For the Period May 1, 2014 through May 31, 2014</b>	<b>Year to Date</b>
<b>Income</b>		
Interest Income, net	\$ 47,696	\$ 263,428
<b>Expenses</b>		
Management fee	1,121,292	4,982,400
Brokerage commissions and fees	(38,933)	300,864
Total expenses	1,082,359	5,283,264
<b>Net investment income (loss)</b>	(1,034,663)	(5,019,836)
<b>Net Realized and Net Change in Unrealized Gain (Loss) on United States Treasury Obligations and Futures</b>		
<b>Net Realized Gain (Loss) on</b>		
United States Treasury Obligations	355	2,928
Futures	5,213,900	148,070,688
<b>Net Realized Gain (Loss)</b>	5,214,255	148,073,616
<b>Net Change in Unrealized Gain (Loss) on</b>		
United States Treasury Obligations	(47,306)	(16,846)
Futures	(88,849,227)	22,141,108
<b>Net Change in Unrealized Gain (Loss)</b>	(88,896,533)	22,124,262
Net realized and net change in unrealized gain (loss) on United States Treasury Obligations and Futures	(83,682,278)	170,197,878
<b>Net Income (Loss)</b>	\$ (84,716,941)	\$ 165,178,042

To the best of the knowledge and belief of the undersigned, the information contained in this report is accurate and complete.

  
 \_\_\_\_\_  
 Martin Kremenstein  
 Chief Executive Officer  
 DB Commodity Services LLC


  
 \_\_\_\_\_  
 Michael Gilligan  
 Chief Financial Officer  
 DB Commodity Services LLC


*PowerShares DB Agriculture Fund*  
*Unaudited Statement of Changes in Shareholders' Equity*  
*Period From May 1, 2014 to May 31, 2014*

	General Shares		Shares		Total Shareholders' Equity (Deficit)
	Shares	Total Equity (Deficit)	Shares	Total Equity (Deficit)	
<b>Balance at May 1, 2014</b>	40	\$ 1,171	54,400,000	\$ 1,592,973,310	\$ 1,592,974,481
Sale of Shares			800,000	23,276,652	23,276,652
Redemption of Shares			(1,600,000)	(45,354,649)	(45,354,649)
Net Income (Loss)					
Net investment income (loss)		(1)		(1,034,662)	(1,034,663)
Net realized gain (loss) on United States Treasury Obligations and Futures		4		5,214,251	5,214,255
Net change in unrealized gain (loss) on United States Treasury Obligations and Futures		(65)		(88,896,468)	(88,896,533)
Net Income (Loss)		(62)		(84,716,879)	(84,716,941)
<b>Balance at May 31, 2014</b>	<u>40</u>	<u>\$ 1,109</u>	<u>53,600,000</u>	<u>\$ 1,486,178,434</u>	<u>\$ 1,486,179,543</u>

**Net Asset Value per share**

General shares (40 shares)	<u>\$ 27.73</u>
Shares (53,600,000 shares)	<u>\$ 27.73</u>

  
 \_\_\_\_\_  
 Martin Kremenstein  
 Chief Executive Officer  
 DB Commodity Services LLC

  
 \_\_\_\_\_  
 Michael Gilligan  
 Chief Financial Officer  
 DB Commodity Services LLC