

Invesco Strategic Focused ETF 60/40 Portfolio

Portfolio description

- Seeks to maintain target risk levels while seeking to achieve higher risk-adjusted returns
- Offers broad diversification across asset classes and investment factors
- Provides a cost-conscious solution with low-cost ETFs, and fewer holdings with lower turnover

Portfolio management team

Managers:

Alessio de Longis, CFA
Jeff Bennett, CFA

Portfolio attributes

Number of holdings:

9

Portfolio categories:

Multi-asset
Multi-factor

Factor-based ETFs:

67%

Weighted average expense ratio:

0.26%

Rebalance frequency:

Annually

Current yield:

2.64%

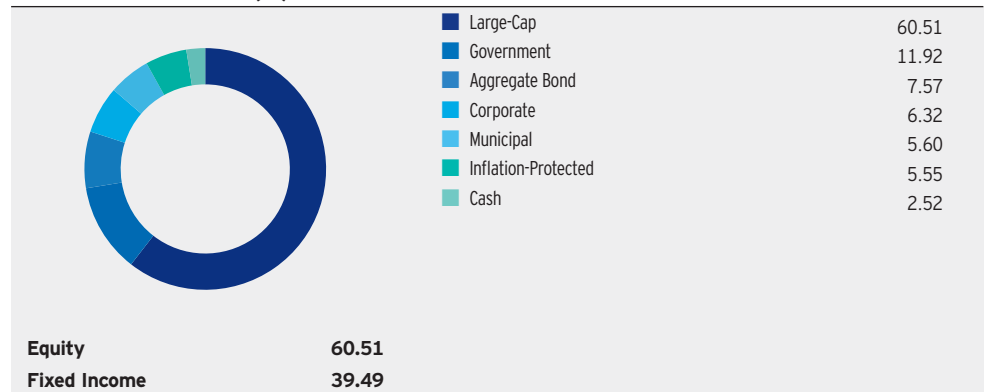
Blended benchmark name:

Invesco Multi-Asset 60/40 Custom Index

Target Risk ETF Models

Based on our long-term Capital Market Assumptions, the portfolios are designed using strategic long-term asset class allocations. With multiple risk levels in each suite, there are a range of potential solutions to suit an investor's risk profile and return objective.

Asset class allocations (%)




Underlying fund holdings (%)

Underlying fund	Ticker	Allocation
US Equity		60.51
Invesco Russell 1000 Dynamic Multifactor ETF	OMFL	19.08
Invesco S&P 500 Low Volatility ETF	SPLV	20.09
Invesco S&P 500 Pure Value ETF	RPV	10.85
Invesco S&P 500 Quality ETF	SPHQ	10.49
US Fixed Income		29.39
Invesco Exchange-Traded Fund Trust II Invesco Equal Weight 0-30 Year Treasury ETF	GOVI	11.92
Invesco Fundamental High Yield Corporate Bond ETF	PHB	6.32
Invesco Taxable Municipal Bond ETF	BAB	5.60
Invesco Variable Rate Investment Grade ETF	VRIG	5.55
Global Fixed Income		7.57
Invesco Total Return Bond ETF	GTO	7.57
Cash		2.52
Total		100.00

FOR PUBLIC USE

Not a Deposit * Not FDIC Insured * Not Guaranteed by the Bank * May Lose Value * Not Insured by any Federal Government Agency

All material presented is compiled from sources believed to be reliable and current, but accuracy cannot be guaranteed. This is not to be construed as an offer to buy or sell any financial instruments and should not be relied upon as the sole factor in an investment making decision. As with all investments there are associated inherent risks. This should not be considered a recommendation to purchase any investment product. This does not constitute a recommendation of any investment strategy for a particular investor. Investors should consult a financial professional before making any investment decisions if they are uncertain whether an investment is suitable for them. Please obtain and review all financial material carefully before investing. Factor investing is an investment strategy in which securities are chosen based on certain characteristics and attributes. Where cash is shown, it is for the model level. It does not include possible amounts held within each underlying fund. Invesco develops Capital Market Assumptions that provide long-term estimates for the behavior of major asset classes globally. The assumptions are intended to help guide our strategic asset class allocations. There can be no assurance that any investment process or strategy will achieve its investment objective. Asset allocation and diversification do not guarantee a profit or eliminate the risk of loss. **The GIPS® Composite Report is located on the last page.**



Comprehensive research

- Multi-horizon proprietary capital market assumptions
- Comprehensive coverage of traditional and alternative asset classes




Asset allocation

- Strategic allocations predicated on capital market assumptions
- Seeks diversification with a risk-aware approach



Manager selection

- Evaluation using quantitative and qualitative metrics
- Exposures mapped to achieve desired outcomes
- Flexible architecture that allows for the inclusion of non-proprietary products



Portfolio construction

- Systematic portfolio optimization seeking to meet client objectives
- Portfolios designed to incorporate client constraints and fee considerations

Quarterly returns			
Period	"Pure" gross return* (%)	Net return (%)	Invesco Multi-Asset 60/40 Custom Index return (%)
4Q23	8.42	8.03	9.36
3Q23	-4.04	-4.40	-3.31
2Q23	1.75	1.37	3.36
1Q23	4.17	3.78	5.62

Past performance does not guarantee future results. Returns less than one year are not annualized.

* "Pure" gross of fees returns reflect the deduction of trading costs but do not reflect any other expenses, outside of the operational expenses, and are supplemental to net returns. See note 5 on page 3.

The portfolio holdings and characteristics are based on a representative account of the composite and are subject to change.

Invesco Strategic Focused ETF 60/40 Portfolio Wrap composite

Year	"Pure" gross return* (%)	Net return (%)	Invesco Multi-Asset 60/40 Custom Index return (%)	Composite dispersion (%)	Composite 3-year annualized standard deviation (%)	Benchmark 3-year annualized standard deviation (%)	Number of accounts	Composite assets (\$ millions)	Total firm assets (\$ billions)	Wrap assets (%)
2022	-14.38	-15.67	-15.90	N/A	14	13.36	<5	0.03	865	0
2021	12.80	11.05	10.24	N/A	11.31	10.3	<5	0.04	975	0
2020	13.71	11.47	13.81	N/A	11.99	11.07	<5	0.03	876	0
2019	19.04	16.71	19.32	N/A	N/A	N/A	<5	0.03	826	0
2018	-4.79	-6.69	-5.55	N/A	N/A	N/A	<5	0.02	579	0
2017**	3.48	2.97	3.57	N/A	N/A	N/A	<5	0.03	660	0

Annualized compound returns

as of Dec. 31, 2022

Period	"Pure" gross return* (%)	Net return (%)	Invesco Multi-Asset 60/40 Custom Index return (%)
1 Year	-14.38	-15.67	-15.90
3 Year	3.17	1.44	1.80
5 Year	4.47	2.60	3.52
Since Inception (10/01/17)	4.94	3.05	4.05

Returns less than one year are not annualized.

* "Pure" gross of fees returns reflect the deduction of trading costs but do not reflect any other expenses, outside of the operational expenses, and are supplemental to net returns. See note 5.

** Returns are for the period from October 1, 2017 (inception) through December 31, 2017.

1. Invesco Worldwide claims compliance with the Global Investment Performance Standards (GIPS®) and has prepared and presented this report in compliance with the GIPS standards. Invesco Worldwide has been independently verified for the periods 1st January 2003 through 31st December 2022. The verification reports are available upon request. A firm that claims compliance with the GIPS standards must establish policies and procedures for complying with all the applicable requirements of the GIPS standards. Verification provides assurance on whether the firm's policies and procedures related to composite and pooled fund maintenance, as well as the calculation, presentation, and distribution of performance, have been designed in compliance with the GIPS standards and have been implemented on a firm-wide basis. Verification does not provide assurance on the accuracy of any specific performance report. GIPS® is a registered trademark of CFA Institute. CFA Institute does not endorse or promote this organization, nor does it warrant the accuracy or quality of the content contained herein.
2. For purposes of compliance with Global Investment Performance Standards (GIPS®), "Invesco Worldwide" refers collectively to all direct or indirect subsidiaries of Invesco Ltd. that provide discretionary investment advice with the exception of the following entities: Invesco Investment Management Ltd., Invesco Investment Advisers LLC, Invesco Asset Management Australia (Holdings) Ltd., Invesco Global Real Estate Asia Pacific, Inc., IRE (Cayman) Ltd., Invesco Senior Secured Management, Inc., Invesco Private Capital, Inc., and Invesco Capital Management LLC. Invesco Great Wall Fund Management Company Limited is compliant with GIPS but is not part of Invesco Worldwide.
3. The Invesco Strategic Focused ETF 60/40 Portfolio Wrap Composite includes all discretionary accounts styled after the Invesco Strategic Focused ETF 60/40 Model Portfolio. The portfolio seeks to achieve higher risk-adjusted returns, over a full market cycle, through strategic asset class allocations that target a predefined level of risk, which targets 60% Equity and 40% Fixed Income. The portfolio offers broad diversification across asset and sub-asset classes and investment factors. It also provides a cost-conscious solution with low-cost exchange-traded funds, and fewer holdings with lower turnover. For all periods, the composite was composed of 100% non-fee paying discretionary institutional accounts. The historical performance results are those of the Invesco Strategic Focused ETF 60/40 Institutional Composite. The composite is managed in comparison to, not duplication of, the benchmark. The composite was created in October 2017.
4. The Invesco Multi-Asset 60/40 Custom Index is comprised of 60% of the MSCI All Country World Index (ACWI) Net Return (NR) and 40% of the Bloomberg U.S. Aggregate Total Return (TR) Index Unhedged and is rebalanced daily. The MSCI ACWI captures large and mid-cap securities exhibiting overall growth style characteristics across Developed Markets countries and Emerging Markets countries. The Bloomberg U.S. Aggregate Index covers U.S. investment-grade fixed-rate bonds with components for government and corporate securities, mortgage-pass throughs, and asset-backed securities. The benchmark is used for comparative purposes only and generally reflects the risk or investment style of the product. For comparison purposes the index is fully invested, which includes the reinvestment of income. The returns for the index do not include any transaction costs, management fees or other costs.
5. "Pure" gross of fees returns reflect the deduction of trading costs but do not reflect any other expenses, outside of the operational expenses, and are supplemental to net returns. Performance results are presented both net and gross of total wrap fees. For periods beginning March 1, 2021, the net returns reflect the deduction of the maximum total wrap fee, which is currently 1.50% per annum or 0.125% monthly, from the "pure" gross return. Prior to March 1, 2021, the net returns reflect the deduction of the maximum total wrap fee of 2.00% per annum or 0.1667% monthly, from the "pure" gross return. A model fee is the highest wrap fee a client could pay (1.50% annually as charged by the program sponsor). The total wrap fee includes all charges for trading costs, portfolio management, custody and other administrative fees. The standard wrap fee schedule currently in effect is as follows: 1.50% on total assets. Actual fees may vary depending on, among other things, the applicable fee schedule and portfolio size.
6. The dispersion of annual "pure" gross returns is measured by the equal-weighted standard deviation of account's "pure" gross returns included in the composite for the full year. For periods with five or fewer accounts included for the entire year, dispersion is not presented as it is not considered meaningful. The three-year annualized ex-post standard deviation measures the variability of the monthly "pure" gross returns of the composite and the benchmark over the preceding 36 months. The standard deviation is not presented where there is less than 36 months of performance history. Past performance is not indicative of future results. As with any investment vehicle there is always the potential for gains as well as the possibility of losses.
7. All returns are expressed in U.S. dollars and are gross of nonreclaimable withholding tax, if applicable.
8. The following are available on request: * Policies for valuing investments, calculating performance and preparing GIPS reports * List of composite descriptions * List of limited distribution pooled fund descriptions * List of broad distribution pooled funds
9. In September 2023 the composite changed names from the Invesco Cornerstone Series: Total Beta 60 SMA Wrap Composite to the Invesco Strategic Focused ETF 60/40 Portfolio Wrap Composite.

FOR PUBLIC USE

Invesco Advisers, Inc. is the investment adviser for the separately managed accounts (SMA); it provides investment advisory services to individual and institutional clients and does not sell securities. It is an indirect, wholly owned subsidiary of Invesco Ltd.

The Investment Advisers Act of 1940 requires investment advisory firms, such as Invesco Advisers, Inc., to file and keep current with the Securities and Exchange Commission a registration statement of Form ADV. Part II of Form ADV contains information about the background and business practices of Invesco Advisers, Inc. Under the Commission's rules, we are required to offer to make available annually Part II of Form ADV to our clients along with our privacy policy. Accordingly, if you would like to receive a copy of this material, please write to Invesco Advisers, Inc., Investments Managed Services Department, 11 Greenway Plaza, Suite 1000, Houston, Texas 77046. For more complete information about our separately managed portfolios, please contact your financial professional.

All data provided by Invesco unless otherwise noted.

Invesco Advisers, Inc. ■ 11 Greenway Plaza, Suite 1000 ■ Houston, Texas 77046-1188 ■ 713 626 1919