



# Emerging Markets Dividend Portfolio 2021-3

## A fundamental unit trust

### Trust specifics

#### Deposit information

Public offering price per unit <sup>†</sup>	\$10.00
Minimum investment (\$250 for IRAs) <sup>2</sup>	\$1,000.00
Deposit date	09/02/21
Termination date	09/05/23
Distribution dates	25th day of each January, April, July and October, commencing January 25, 2022
Record dates	10th day of each January, April, July and October, commencing January 10, 2022

Term of trust	24 months
Symbol	IEMBAI
Historical 12 month distributions <sup>†</sup>	\$0.3519

#### EMDV213 Sales charge and CUSIPs

#### Brokerage

#### Sales charge<sup>3</sup>

Deferred sales charge	2.25%
Creation and development fee	0.50%
Total sales charge	2.75%
Last deferred sales charge payment date	06/10/22

#### CUSIPs

Cash	46149N-14-6
Reinvest	46149N-15-3
Historical 12 month distribution rate <sup>†</sup>	3.51%

#### Fee-based

#### Sales charge<sup>3</sup>

Fee-based sales charge	0.50%
------------------------	-------

#### CUSIPs

Fee-based cash	46149N-16-1
Fee-based reinvest	46149N-17-9
Historical 12 month distribution rate <sup>†</sup> (fee-based)	3.60%

Investors in fee-based accounts will not be assessed the deferred sales charge for eligible fee-based purchases and must purchase units with a fee-based CUSIP.

<sup>†</sup> The historical 12 month distributions per unit and each historical 12 month distribution rate of the securities included in the trust are for illustrative purposes only and are not indicative of the trust's actual distributions or distribution rate. The historical 12 month distributions per unit amount is based upon the weighted average of the actual distributions paid by the securities included in the trust over the 12 months preceding the trust's deposit date, and is reduced to account for the effects of fees and expenses which will be incurred when investing in a trust. Each historical 12 month distribution rate is calculated by dividing the historical 12 month distributions amount by the trust's initial \$10 public offering price per unit. There is no guarantee the issuers of the securities included in the trust will declare dividends or distributions in the future. Due to the negative economic impact across many industries caused by the recent COVID-19 outbreak, certain issuers of the securities included in the trust may elect to reduce the amount of, or cancel entirely, dividends and/or distributions paid in the future. As a result, the historical 12 month distributions per unit and each historical 12 month distribution rate will likely be higher, and in some cases significantly higher, than the actual distribution rate achieved by the trust. The distributions paid by the trust, as well as the corresponding rates, may be higher or lower than the figures shown due to certain factors that may include, but are not limited to, a change in the dividends or distributions paid by issuers, actual expenses incurred, currency fluctuations, the sale of trust securities to pay any deferred sales charges, trust fees and expenses, variations in the trust's per unit price, or with the call, maturity or the sale of securities in the trust. Distributions made by certain securities in the trust may include non-ordinary income.

### Objective

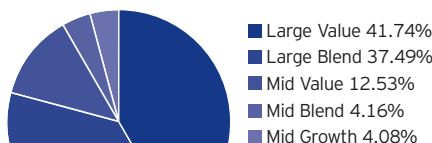
The Portfolio seeks to provide above-average total return. The Portfolio seeks to achieve its objective by investing in a portfolio of common stocks and American Depositary Receipts ("ADRs") of companies headquartered, incorporated, or with a significant presence in emerging market countries. Invesco Capital Markets, Inc., the Sponsor, considers emerging market countries to be those in the regions of Latin America, Asia (excluding Japan), Africa and Eastern Europe that generally have low to middle per capita income. The Portfolio was selected by the Sponsor based on information provided by Horizon Investment Services, LLC, the Portfolio Consultant, using its Quadrix rating system. Quadrix is a proprietary system that seeks to identify factors that contribute to historical performance of a group of stocks.

### Portfolio composition (As of the business day before deposit date)

<b>Argentina - 3.92%</b>		<b>India - 4.00%</b>	
Loma Negra Compania Industrial Argentina S.A. - ADR	LOMA	Infosys, Ltd. - ADR	INFY
<b>Brazil - 28.12%</b>		<b>Mexico - 15.94%</b>	
Banco Santander Brasil S.A. - ADR	BSBR	America Movil SAB de CV - ADR	AMX
Companhia Energetica de Minas Gerais - ADR	CIG	Coca-Cola FEMSA SAB de CV - ADR	KOF
Companhia Paranaense de Energia - ADR	ELP	Grupo Televisa, S.A.B. - ADR	TV
Companhia Siderurgica Nacional S.A. - ADR	SID	Industrias Bachoco SAB de CV - ADR	IBA
Gerdau S.A. - ADR	GGB	<b>South Korea - 20.02%</b>	
Petroleo Brasileiro S.A. - ADR	PBR	KB Financial Group, Inc. - ADR	KB
Vale S.A. - ADR	VALE	Korea Electric Power Corporation - ADR	KEP
<b>Chile - 8.03%</b>		KT Corporation - ADR	KT
Banco Santander Chile - ADR	BSAC	Shinhan Financial Group Company, Ltd. - ADR	SHG
Compania Cerveceras Unidas S.A. - ADR	CCU	SK Telecom Company, Ltd. - ADR	SKM
<b>China - 4.00%</b>		<b>Taiwan - 11.97%</b>	
PetroChina Company, Ltd. - ADR	PTR	ASE Technology Holding Company, Ltd. - ADR	ASX
<b>Colombia - 4.00%</b>		Taiwan Semiconductor Manufacturing Company, Ltd. - ADR	TSM
Grupo Aval Acciones y Valores S.A. - ADR	AVAL	United Microelectronics Corporation - ADR	UMC

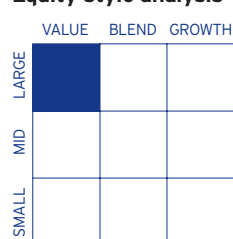
### Style breakdown

(As of the business day before deposit date)



Source: Morningstar, Inc.

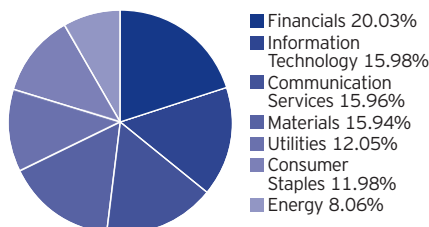
### Equity style analysis



The style characteristics of the Portfolio are determined as of the initial date of deposit. For a complete description of these characteristics refer to the following page.

### Sector breakdown

(As of the business day before deposit date)



See page 2 for the footnotes on trust specifics.

---

## Selection process:

The construction of the Emerging Markets Dividend Portfolio is rules-based and the following criteria are applied:

- 1) Selection Universe: Stocks of companies headquartered, incorporated, or with a significant presence in Emerging Market (EM) countries. Invesco Capital Markets Inc., the Sponsor, considers EM countries to be those in the regions of Latin America, Asia (ex-Japan), Africa and Eastern Europe that generally have low to middle per capita income.
- 2) Liquidity Screen: Companies with US Exchange-traded shares or ADRs with sufficient market capitalizations and trading volumes, both on an absolute and a relative basis.
- 3) Dividend Yield: The top 50% of common stocks of companies with the highest dividend yields are used to represent the final selectable universe.
- 4) Multi-Factor Analysis: To select the final portfolio, the companies are ranked based on the following factors and the final portfolio of 25 common stocks with the highest cumulative rank are selected.
  - a. Quality
  - b. Value
  - c. Momentum
  - d. Performance
- 5) No more than 50% of the final portfolio will be invested in any one particular country, and a minimum of 5 countries will be represented in the portfolio at the time of selection.

---

## About risk

There is no assurance the trust will achieve its investment objective. An investment in this unit investment trust is subject to market risk, which is the possibility that the market values of securities owned by the trust will decline and that the value of trust units may therefore be less than what you paid for them. Recently, an outbreak of a respiratory disease caused by a novel coronavirus, COVID-19, has spread globally in a short period of time, resulting in the disruption of, and delays in, production and supply chains and the delivery of healthcare services and processes, as well as the cancellation of organized events and educational institutions, quarantines, a decline in consumer demand for certain goods and services, and general concern and uncertainty. COVID-19 and its effects have contributed to increased volatility in global markets, severe losses, liquidity constraints, and lowered yields. The duration of such effects cannot yet be determined but could be present for an extended period of time and may adversely affect the value of your Units. This trust is unmanaged and its portfolio is not intended to change during the trust's life except in limited circumstances. Accordingly, you can lose money investing in this trust. The trust should be considered as part of a long-term investment strategy and you should consider your ability to pursue it by investing in successive trusts, if available. You will realize tax consequences associated with investing from one series to the next.

The financial condition of an issuer may worsen or its credit ratings may drop, resulting in a reduction in the value of your Units. This may occur at any point in time, including during the initial offering period.

You could experience dilution of your investment if the size of the Portfolio is increased as Units are sold. There is no assurance that your investment will maintain its proportionate share in the Portfolio's profits and losses.

An issuer may be unwilling or unable to declare dividends in the future, or may reduce the level of dividends declared. This may result in a reduction in the value of your Units.

Stocks of foreign companies in the Portfolio present risks beyond those of U.S. issuers. These risks may include market and political factors related to the company's foreign market, international trade conditions, less regulation, smaller or less liquid markets, increased volatility, differing accounting practices and changes in the value of foreign currencies.

The Portfolio is considered to be concentrated in emerging markets. Investing in emerging markets entails the risk that news and events unique to a country or region will affect those markets and their issuers. Countries with emerging markets may have relatively unstable governments, may present the risks of nationalization of businesses, restrictions on foreign ownership and prohibitions on the repatriation of assets. These markets are generally more volatile than countries with more mature economies.

The Portfolio Consultant's proprietary stock rating system may not be successful in identifying stocks that appreciate in value. The Portfolio may not achieve its objective if this happens.

The Portfolio is concentrated in securities issued by companies domiciled in Brazil. As a result, political or economic developments in Brazil may have a significant impact on the securities included in the Portfolio.

Value, blend and growth are types of investment styles. Growth investing generally seeks stocks that offer the potential for greater-than-average earnings growth, and may entail greater risk than value or blend investing. Value investing generally seeks stocks that may be sound investments but are temporarily out of favor in the marketplace, and may entail less risk than growth investing. A blend investment combines the two styles.

Horizon Investment Services, LLC is the property of Horizon Investment Services, LLC, which is not affiliated with Invesco. Horizon Investment Services, LLC is being paid a license fee for the use of certain marks and is also being compensated for portfolio consultant services.

1 Including sales charges. As of deposit date.

2 Represents the value of 100 units on the deposit date. The value of the minimum investment amount of 100 units may be greater or less than \$1,000.00 following the deposit date.

3 Assuming a public offering price of \$10 per unit. There is no initial sales charge if the public offering price per unit is \$10 or less. If the public offering price per unit exceeds \$10, an initial sales charge is paid at the time of purchase. The per unit amount of the initial sales charge is 2.75% of the dollar amount that the public offering price per unit exceeds \$10.

***Before investing, investors should carefully read the prospectus and consider the investment objectives, risks, charges and expenses. For this and more complete information about the trust(s), investors should ask their advisor(s) for a prospectus or download one at [invesco.com/uit](https://invesco.com/uit).***

This does not constitute a recommendation of any investment strategy or product for a particular investor. Investors should consult a financial professional before making any investment decisions.

Invesco unit investment trusts are distributed by the Sponsor, Invesco Capital Markets, Inc. and broker dealers including Invesco Distributors, Inc. Both firms are indirect, wholly owned subsidiaries of Invesco Ltd.