



**PowerShares DB Commodity Index Tracking Fund**  
**Statements of Operations (unaudited)**

	<b>For the Period</b> <b>September 1, 2014</b> <b>through</b> <b>September 30, 2014</b>	<b>Year to Date</b>
<b>Income</b>		
Interest Income, net	\$ 114,067	\$ 1,643,250
<b>Expenses</b>		
Management fee	3,646,778	35,550,987
Brokerage commissions and fees	146,226	905,975
Total expenses	<u>3,793,004</u>	<u>36,456,962</u>
<b>Net investment income (loss)</b>	<u>(3,678,937)</u>	<u>(34,813,712)</u>
<b>Net Realized and Net Change in Unrealized Gain (Loss)</b> <b>on United States Treasury Obligations and Futures</b>		
<b>Net Realized Gain (Loss) on</b>		
United States Treasury Obligations	6,160	26,669
Futures	<u>(14,214,365)</u>	<u>27,819,955</u>
<b>Net Realized Gain (Loss)</b>	<u>(14,208,205)</u>	<u>27,846,624</u>
<b>Net Change in Unrealized Gain (Loss) on</b>		
United States Treasury Obligations	(40,132)	(100,784)
Futures	<u>(379,324,891)</u>	<u>(529,042,710)</u>
<b>Net Change in Unrealized Gain (Loss)</b>	<u>(379,365,023)</u>	<u>(529,143,494)</u>
Net realized and net change in unrealized gain (loss) on United States Treasury Obligations and Futures	<u>(393,573,228)</u>	<u>(501,296,870)</u>
<b>Net Income (Loss)</b>	<u>\$ (397,252,165)</u>	<u>\$ (536,110,582)</u>

To the best of the knowledge and belief of the undersigned, the information contained in this report is accurate and complete.

  
 \_\_\_\_\_  
 Martin Kremenstein  
 Chief Executive Officer  
 DB Commodity Services LLC


  
 \_\_\_\_\_  
 Michael Gilligan  
 Chief Financial Officer  
 DB Commodity Services LLC

*PowerShares DB Commodity Index Tracking Fund*  
*Unaudited Statement of Changes in Shareholders' Equity*  
*Period From September 1, 2014 to September 30, 2014*

	General Shares		Shares		Total Shareholders' Equity (Deficit)
	Shares	Total Equity (Deficit)	Shares	Total Equity (Deficit)	
<b>Balance at September 1, 2014</b>	40	\$ 1,002	219,600,000	\$ 5,501,613,496	\$ 5,501,614,498
Sale of Shares			-	-	-
Redemption of Shares			(4,400,000)	(107,212,792)	(107,212,792)
Net Income (Loss)					
Net investment income (loss)		-		(3,678,937)	(3,678,937)
Net realized gain (loss) on United States Treasury Obligations and Futures		(3)		(14,208,202)	(14,208,205)
Net change in unrealized gain (loss) on United States Treasury Obligations and Futures		(70)		(379,364,953)	(379,365,023)
Net Income (Loss)		(73)		(397,252,092)	(397,252,165)
<b>Balance at September 30, 2014</b>	<u>40</u>	<u>\$ 929</u>	<u>215,200,000</u>	<u>\$ 4,997,148,612</u>	<u>\$ 4,997,149,541</u>

**Net Asset Value per share**

General shares (40 shares)	<u>\$ 23.22</u>
Shares (215,200,000 shares)	<u>\$ 23.22</u>

  
 \_\_\_\_\_  
 Martin Kremenstein  
 Chief Executive Officer  
 DB Commodity Services LLC

  
 \_\_\_\_\_  
 Michael Gilligan  
 Chief Financial Officer  
 DB Commodity Services LLC