


PowerShares DB US Dollar Index Bearish Fund
Statements of Operations (unaudited)

	For the Period August 1, 2011 through August 31, 2011	Year to Date
Income		
Interest Income, net	\$ 5,020	\$ 86,259
Expenses		
Management fee	95,274	780,729
Brokerage commissions and fees	1,352	41,825
Total expenses	96,626	822,554
Net investment income (loss)	(91,606)	(736,295)
Net Realized and Net Change in Unrealized Gain (Loss) on United States Treasury Obligations and Futures		
Net Realized Gain (Loss) on		
United States Treasury Obligations	(374)	775
Futures	(61,515)	11,791,779
Net Realized Gain (Loss)	(61,889)	11,792,554
Net Change in Unrealized Gain (Loss) on		
United States Treasury Obligations	10,146	(5,174)
Futures	(256,574)	(1,051,833)
Net Change in Unrealized Gain (Loss)	(246,428)	(1,057,007)
Net realized and net change in unrealized gain (loss) on United States Treasury Obligations and Futures	(308,317)	10,735,547
Net Income (Loss)	\$ (399,923)	\$ 9,999,252

To the best of the knowledge and belief of the undersigned, the information contained in this report is accurate and complete.



Hans Ephraimson
Chief Executive Officer
DB Commodity Services LLC




Michael Gilligan
Principal Financial Officer
DB Commodity Services LLC


PowerShares DB US Dollar Index Bearish Fund
Unaudited Statement of Changes in Shareholders' Equity
Period From August 1, 2011 to August 31, 2011

	Shares					
	General Shares		Accumulated		Total	
	Paid in Capital	Accumulated Earnings (Deficit)	Shares	Paid in Capital	Accumulated Earnings (Deficit)	Shareholders' Equity (Deficit)
Balance at August 1, 2011	\$ 1,000	\$ 159	5,400,000	\$ 143,508,528	\$ 13,050,999	\$ 156,559,527
Sale of Shares			200,000	5,745,758		5,745,758
Redemption of Shares			(400,000)	(11,496,770)		(11,496,770)
Net Income (Loss)					(91,606)	(91,606)
Net investment income (loss)		-				
Net realized gain (loss) on United States Treasury Obligations and Futures		-			(61,889)	(61,889)
Net change in unrealized gain (loss) on United States Treasury Obligations and Futures		(1)				
Net Income (Loss)		(1)			(246,427)	(246,428)
Balance at August 31, 2011	\$ 1,000	\$ 158	5,200,000	\$ 137,757,516	\$ 12,651,077	\$ 150,408,593

Net Asset Value per share
 General shares (40 shares)
 Shares (5,200,000 shares)

\$ 28.95
\$ 28.92


 Hans Ephraimson
 Chief Executive Officer
 DB Commodity Services LLC


 Michael Gilligan
 Principal Financial Officer
 DB Commodity Services LLC