



PowerShares DB G10 Currency Harvest Fund
Statements of Operations (unaudited)

	For the Period April 1, 2014 through April 30, 2014	Year to Date
Income		
Interest Income, net	\$ 5,188	\$ 25,272
Expenses		
Management fee	104,065	445,836
Brokerage commissions and fees	325	26,667
Total expenses	104,390	472,503
Net investment income (loss)	(99,202)	(447,231)
Net Realized and Net Change in Unrealized Gain (Loss) on United States Treasury Obligations and Futures		
Net Realized Gain (Loss) on		
United States Treasury Obligations	145	484
Futures	354,728	3,274,838
Net Realized Gain (Loss)	354,873	3,275,322
Net Change in Unrealized Gain (Loss) on		
United States Treasury Obligations	2,807	1,496
Futures	(607,903)	1,558,033
Net Change in Unrealized Gain (Loss)	(605,096)	1,559,529
Net realized and net change in unrealized gain (loss) on United States Treasury Obligations and Futures	(250,223)	4,834,851
Net Income (Loss)	\$ (349,425)	\$ 4,387,620

To the best of the knowledge and belief of the undersigned, the information contained in this report is accurate and complete.


 Martin Kremenstein
 Chief Executive Officer
 DB Commodity Services LLC



 Michael Gilligan
 Chief Financial Officer
 DB Commodity Services LLC

PowerShares DB G10 Currency Harvest Fund
Unaudited Statement of Changes in Shareholders' Equity
Period From April 1, 2014 to April 30, 2014

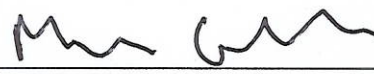
	<u>General Shares</u>		<u>Shares</u>		
	<u>Shares</u>	<u>Total Equity (Deficit)</u>	<u>Shares</u>	<u>Total Equity (Deficit)</u>	<u>Total Shareholders' Equity (Deficit)</u>
Balance at April 1, 2014	40	\$ 1,045	6,800,000	\$ 177,728,260	\$ 177,729,305
Sale of Shares			200,000	5,226,069	5,226,069
Redemption of Shares			(600,000)	(15,664,532)	(15,664,532)
Net Income (Loss)					
Net investment income (loss)		-		(99,202)	(99,202)
Net realized gain (loss) on United States Treasury Obligations and Futures		2		354,871	354,873
Net change in unrealized gain (loss) on United States Treasury Obligations and Futures		(4)		(605,092)	(605,096)
Net Income (Loss)		(2)		(349,423)	(349,425)
Balance at April 30, 2014	<u>40</u>	<u>\$ 1,043</u>	<u>6,400,000</u>	<u>\$ 166,940,374</u>	<u>\$ 166,941,417</u>

Net Asset Value per share

General shares (40 shares)	<u>\$ 26.08</u>
Shares (6,400,000 shares)	<u>\$ 26.08</u>



 Martin Kremenstein
 Chief Executive Officer
 DB Commodity Services LLC



 Michael Gilligan
 Chief Financial Officer
 DB Commodity Services LLC