



PowerShares DB Agriculture Fund
Statements of Operations (unaudited)

	For the Period February 1, 2014 through February 28, 2014	Year to Date
Income		
Interest Income, net	\$ 50,765	\$ 103,688
Expenses		
Management fee	824,088	1,691,844
Brokerage commissions and fees	95,123	148,465
Total expenses	919,211	1,840,309
Net investment income (loss)	<u>(868,446)</u>	<u>(1,736,621)</u>
Net Realized and Net Change in Unrealized Gain (Loss) on United States Treasury Obligations and Futures		
Net Realized Gain (Loss) on		
United States Treasury Obligations	(128)	1,429
Futures	51,957,713	47,580,486
Net Realized Gain (Loss)	<u>51,957,585</u>	<u>47,581,915</u>
Net Change in Unrealized Gain (Loss) on		
United States Treasury Obligations	(39,781)	(7,477)
Futures	80,143,145	104,369,140
Net Change in Unrealized Gain (Loss)	<u>80,103,364</u>	<u>104,361,663</u>
Net realized and net change in unrealized gain (loss) on United States Treasury Obligations and Futures	<u>132,060,949</u>	<u>151,943,578</u>
Net Income (Loss)	<u>\$ 131,192,503</u>	<u>\$ 150,206,957</u>

To the best of the knowledge and belief of the undersigned, the information contained in this report is accurate and complete.



 Martin Kremenstein
 Chief Executive Officer
 DB Commodity Services LLC



 Michael Gilligan
 Chief Financial Officer
 DB Commodity Services LLC

PowerShares DB Agriculture Fund
Unaudited Statement of Changes in Shareholders' Equity
Period From February 1, 2014 to February 28, 2014


	General Shares		Shares		Total Shareholders' Equity (Deficit)
	Shares	Total Equity (Deficit)	Shares	Total Equity (Deficit)	
Balance at February 1, 2014	40	\$ 987	48,400,000	\$ 1,194,059,540	\$ 1,194,060,527
Sale of Shares			1,400,000	35,846,647	35,846,647
Redemption of Shares			(400,000)	(10,091,812)	(10,091,812)
Net Income (Loss)				(868,446)	(868,446)
Net investment income (loss)		-			
Net realized gain (loss) on United States Treasury Obligations and Futures		42		51,957,543	51,957,585
Net change in unrealized gain (loss) on United States Treasury Obligations and Futures		65		80,103,299	80,103,364
Net Income (Loss)		107		131,192,396	131,192,503
Balance at February 28, 2014	<u>40</u>	<u>\$ 1,094</u>	<u>49,400,000</u>	<u>\$ 1,351,006,771</u>	<u>\$ 1,351,007,865</u>

Net Asset Value per share
General shares (40 shares)
Shares (49,400,000 shares)

\$ 27.35
\$ 27.35



Martin Kremenstein
Chief Executive Officer
DB Commodity Services LLC



Michael Gilligan
Chief Financial Officer
DB Commodity Services LLC