



PowerShares DB Agriculture Fund
Statements of Operations (unaudited)

	For the Period December 1, 2013 through December 31, 2013	Year to Date
Income		
Interest Income, net	\$ 37,348	\$ 839,600
Expenses		
Management fee	933,873	13,162,619
Brokerage commissions and fees	15,788	1,421,170
Total expenses	949,661	14,583,789
Net investment income (loss)	(912,313)	(13,744,189)
Net Realized and Net Change in Unrealized Gain (Loss) on United States Treasury Obligations and Futures		
Net Realized Gain (Loss) on		
United States Treasury Obligations	1,874	11,099
Futures	(2,078,805)	(191,843,053)
Net Realized Gain (Loss)	(2,076,931)	(191,831,954)
Net Change in Unrealized Gain (Loss) on		
United States Treasury Obligations	1,161	(59,717)
Futures	(26,729,620)	(17,667,466)
Net Change in Unrealized Gain (Loss)	(26,728,459)	(17,727,183)
Net realized and net change in unrealized gain (loss) on United States Treasury Obligations and Futures	(28,805,390)	(209,559,137)
Net Income (Loss)	\$ (29,717,703)	\$ (223,303,326)

To the best of the knowledge and belief of the undersigned, the information contained in this report is accurate and complete.


 Martin Kremenstein
 Chief Executive Officer
 DB Commodity Services LLC



 Michael Gilligan
 Chief Financial Officer
 DB Commodity Services LLC

PowerShares DB Agriculture Fund
Unaudited Statement of Changes in Shareholders' Equity
Period From December 1, 2013 to December 31, 2013

	<u>General Shares</u>		<u>Shares</u>		
	<u>Shares</u>	<u>Total Equity (Deficit)</u>	<u>Shares</u>	<u>Total Equity (Deficit)</u>	<u>Total Shareholders' Equity (Deficit)</u>
Balance at December 1, 2013	40	\$ 994	54,800,000	\$ 1,361,841,377	\$ 1,361,842,371
Sale of Shares			200,000	4,964,126	4,964,126
Redemption of Shares			(4,800,000)	(118,331,824)	(118,331,824)
Net Income (Loss)					
Net investment income (loss)		(1)		(912,312)	(912,313)
Net realized gain (loss) on United States Treasury Obligations and Futures		(2)		(2,076,929)	(2,076,931)
Net change in unrealized gain (loss) on United States Treasury Obligations and Futures		(20)		(26,728,439)	(26,728,459)
Net Income (Loss)		(23)		(29,717,680)	(29,717,703)
Balance at December 31, 2013	40	\$ 971	50,200,000	\$ 1,218,755,999	\$ 1,218,756,970

Net Asset Value per share

General shares (40 shares)	<u>\$ 24.28</u>
Shares (50,200,000 shares)	<u>\$ 24.28</u>



 Martin Kremenstein
 Chief Executive Officer
 DB Commodity Services LLC





 Michael Gilligan
 Chief Financial Officer
 DB Commodity Services LLC

PowerShares DB Base Metals Fund
Statements of Operations (unaudited)

	For the Period December 1, 2013 through December 31, 2013	Year to Date
Income		
Interest Income, net	\$ 6,698	\$ 138,275
Expenses		
Management fee	150,012	2,223,612
Brokerage commissions and fees	1,000	54,445
Total expenses	151,012	2,278,057
Net investment income (loss)	(144,314)	(2,139,782)
Net Realized and Net Change in Unrealized Gain (Loss) on United States Treasury Obligations and Futures		
Net Realized Gain (Loss) on		
United States Treasury Obligations	438	6,057
Futures	(1,823,994)	(39,635,482)
Net Realized Gain (Loss)	(1,823,556)	(39,629,425)
Net Change in Unrealized Gain (Loss) on		
United States Treasury Obligations	(106)	(11,495)
Futures	12,376,406	(5,121,223)
Net Change in Unrealized Gain (Loss)	12,376,300	(5,132,718)
Net realized and net change in unrealized gain (loss) on United States Treasury Obligations and Futures	10,552,744	(44,762,143)
Net Income (Loss)	\$ 10,408,430	\$ (46,901,925)

To the best of the knowledge and belief of the undersigned, the information contained in this report is accurate and complete.


 Martin Kremenstein
 Chief Executive Officer
 DB Commodity Services LLC



 Michael Gilligan
 Chief Financial Officer
 DB Commodity Services LLC

PowerShares DB Base Metals Fund
Unaudited Statement of Changes in Shareholders' Equity
Period From December 1, 2013 to December 31, 2013

	<u>General Shares</u>		<u>Shares</u>		
	<u>Shares</u>	<u>Total Equity (Deficit)</u>	<u>Shares</u>	<u>Total Equity (Deficit)</u>	<u>Total Shareholders' Equity (Deficit)</u>
Balance at December 1, 2013	40	\$ 641	15,400,000	\$ 246,999,988	\$ 247,000,630
Sale of Shares			-	-	-
Redemption of Shares			(1,400,000)	(22,513,990)	(22,513,991)
Net Income (Loss)					
Net investment income (loss)		-		(144,314)	(144,314)
Net realized gain (loss) on United States Treasury Obligations and Futures		(5)		(1,823,551)	(1,823,556)
Net change in unrealized gain (loss) on United States Treasury Obligations and Futures		35		12,376,265	12,376,300
Net Income (Loss)		30		10,408,400	10,408,430
Balance at December 31, 2013	40	\$ 671	14,000,000	\$ 234,894,398	\$ 234,895,069

Net Asset Value per share

General shares (40 shares)	<u>\$ 16.78</u>
Shares (14,000,000 shares)	<u>\$ 16.78</u>



 Martin Kremenstein
 Chief Executive Officer
 DB Commodity Services LLC



 Michael Gilligan
 Chief Financial Officer
 DB Commodity Services LLC

PowerShares DB Energy Fund
Statements of Operations (unaudited)

	For the Period December 1, 2013 through December 31, 2013	Year to Date
Income		
Interest Income, net	\$ 8,834	\$ 113,053
Expenses		
Management fee	171,385	1,706,535
Brokerage commissions and fees	855	64,961
Total expenses	172,240	1,771,496
Net investment income (loss)	(163,406)	(1,658,443)
Net Realized and Net Change in Unrealized Gain (Loss) on United States Treasury Obligations and Futures		
Net Realized Gain (Loss) on		
United States Treasury Obligations	210	3,699
Futures	238,486	(960,701)
Net Realized Gain (Loss)	238,696	(957,002)
Net Change in Unrealized Gain (Loss) on		
United States Treasury Obligations	3,733	1,048
Futures	5,595,361	9,262,994
Net Change in Unrealized Gain (Loss)	5,599,094	9,264,042
Net realized and net change in unrealized gain (loss) on United States Treasury Obligations and Futures	5,837,790	8,307,040
Net Income (Loss)	\$ 5,674,384	\$ 6,648,597

To the best of the knowledge and belief of the undersigned, the information contained in this report is accurate and complete.


 Martin Kremenstein
 Chief Executive Officer
 DB Commodity Services LLC


 Michael Gilligan
 Chief Financial Officer
 DB Commodity Services LLC

PowerShares DB Energy Fund
Unaudited Statement of Changes in Shareholders' Equity
Period From December 1, 2013 to December 31, 2013

	<u>General Shares</u>		<u>Shares</u>		
	<u>Shares</u>	<u>Total Equity (Deficit)</u>	<u>Shares</u>	<u>Total Equity (Deficit)</u>	<u>Total Shareholders' Equity (Deficit)</u>
Balance at December 1, 2013	40	\$ 1,142	9,400,000	\$ 268,402,822	\$ 268,403,964
Sale of Shares			-	-	-
Redemption of Shares			(200,000)	(5,794,747)	(5,794,747)
Net Income (Loss)					
Net investment income (loss)		(1)		(163,405)	(163,406)
Net realized gain (loss) on United States Treasury Obligations and Futures		1		238,695	238,696
Net change in unrealized gain (loss) on United States Treasury Obligations and Futures		24		5,599,070	5,599,094
Net Income (Loss)		24		5,674,360	5,674,384
Balance at December 31, 2013	40	\$ 1,166	9,200,000	\$ 268,282,435	\$ 268,283,601

Net Asset Value per share

General shares (40 shares)	<u>\$ 29.16</u>
Shares (9,200,000 shares)	<u>\$ 29.16</u>



Martin Kremenstein
Chief Executive Officer
DB Commodity Services LLC





Michael Gilligan
Chief Financial Officer
DB Commodity Services LLC

PowerShares DB Precious Metals Fund
Statements of Operations (unaudited)

	For the Period December 1, 2013 through December 31, 2013	Year to Date
Income		
Interest Income, net	\$ 5,472	\$ 124,243
Expenses		
Management fee	117,293	1,880,210
Brokerage commissions and fees	3,756	39,778
Total expenses	121,049	1,919,988
Net investment income (loss)	(115,577)	(1,795,745)
Net Realized and Net Change in Unrealized Gain (Loss) on United States Treasury Obligations and Futures		
Net Realized Gain (Loss) on		
United States Treasury Obligations	1,060	6,849
Futures	(5,304,500)	(98,133,775)
Net Realized Gain (Loss)	(5,303,440)	(98,126,926)
Net Change in Unrealized Gain (Loss) on		
United States Treasury Obligations	(2,567)	(11,312)
Futures	(2,976,560)	2,232,595
Net Change in Unrealized Gain (Loss)	(2,979,127)	2,221,283
Net realized and net change in unrealized gain (loss) on United States Treasury Obligations and Futures	(8,282,567)	(95,905,643)
Net Income (Loss)	<u>\$ (8,398,144)</u>	<u>\$ (97,701,388)</u>

To the best of the knowledge and belief of the undersigned, the information contained in this report is accurate and complete.


 Martin Kremenstein
 Chief Executive Officer
 DB Commodity Services LLC



 Michael Gilligan
 Chief Financial Officer
 DB Commodity Services LLC

PowerShares DB Precious Metals Fund
Unaudited Statement of Changes in Shareholders' Equity
Period From December 1, 2013 to December 31, 2013

	General Shares		Shares		
	Shares	Total Equity (Deficit)	Shares	Total Equity (Deficit)	Total Shareholders' Equity (Deficit)
Balance at December 1, 2013	40	\$ 1,631	5,200,000	\$ 212,066,742	\$ 212,068,373
Sale of Shares			200,000	8,216,125	8,216,125
Redemption of Shares			(800,000)	(31,686,208)	(31,686,208)
Net Income (Loss)					
Net investment income (loss)		(1)		(115,576)	(115,577)
Net realized gain (loss) on United States Treasury Obligations and Futures		(40)		(5,303,400)	(5,303,440)
Net change in unrealized gain (loss) on United States Treasury Obligations and Futures		(23)		(2,979,104)	(2,979,127)
Net Income (Loss)		(64)		(8,398,080)	(8,398,144)
Balance at December 31, 2013	40	\$ 1,567	4,600,000	\$ 180,198,579	\$ 180,200,146

Net Asset Value per share

General shares (40 shares)	<u>\$ 39.17</u>
Shares (4,600,000 shares)	<u>\$ 39.17</u>



 Martin Kremenstein
 Chief Executive Officer
 DB Commodity Services LLC





 Michael Gilligan
 Chief Financial Officer
 DB Commodity Services LLC

PowerShares DB Oil Fund
Statements of Operations (unaudited)

	For the Period December 1, 2013 through December 31, 2013	Year to Date
Income		
Interest Income, net	\$ 12,479	\$ 265,496
Expenses		
Management fee	204,317	3,325,652
Brokerage commissions and fees	397	89,868
Total expenses	204,714	3,415,520
Net investment income (loss)	(192,235)	(3,150,024)
Net Realized and Net Change in Unrealized Gain (Loss) on United States Treasury Obligations and Futures		
Net Realized Gain (Loss) on		
United States Treasury Obligations	207	17,091
Futures	1,176,340	67,259,780
Net Realized Gain (Loss)	1,176,547	67,276,871
Net Change in Unrealized Gain (Loss) on		
United States Treasury Obligations	9,111	(42,914)
Futures	11,467,950	(36,968,660)
Net Change in Unrealized Gain (Loss)	11,477,061	(37,011,574)
Net realized and net change in unrealized gain (loss) on United States Treasury Obligations and Futures	12,653,608	30,265,297
Net Income (Loss)	\$ 12,461,373	\$ 27,115,273

To the best of the knowledge and belief of the undersigned, the information contained in this report is accurate and complete.


 Martin Kremenstein
 Chief Executive Officer
 DB Commodity Services LLC



 Michael Gilligan
 Chief Financial Officer
 DB Commodity Services LLC

PowerShares DB Oil Fund
Unaudited Statement of Changes in Shareholders' Equity
Period From December 1, 2013 to December 31, 2013

	<u>General Shares</u>		<u>Shares</u>		
	<u>Shares</u>	<u>Total Equity (Deficit)</u>	<u>Shares</u>	<u>Total Equity (Deficit)</u>	<u>Total Shareholders' Equity (Deficit)</u>
Balance at December 1, 2013	40	\$ 1,065	12,000,000	\$ 319,591,537	\$ 319,592,602
Sale of Shares			-	-	-
Redemption of Shares			(800,000)	(21,900,019)	(21,900,019)
Net Income (Loss)					
Net investment income (loss)		(1)		(192,234)	(192,235)
Net realized gain (loss) on United States Treasury Obligations and Futures		4		1,176,543	1,176,547
Net change in unrealized gain (loss) on United States Treasury Obligations and Futures		40		11,477,021	11,477,061
Net Income (Loss)		43		12,461,330	12,461,373
Balance at December 31, 2013	<u>40</u>	<u>\$ 1,108</u>	<u>11,200,000</u>	<u>\$ 310,152,848</u>	<u>\$ 310,153,956</u>

Net Asset Value per share

General shares (40 shares)	<u>\$ 27.69</u>
Shares (11,200,000 shares)	<u>\$ 27.69</u>



 Martin Kremenstein
 Chief Executive Officer
 DB Commodity Services LLC



 Michael Gilligan
 Chief Financial Officer
 DB Commodity Services LLC

PowerShares DB Silver Fund
Statements of Operations (unaudited)

	For the Period December 1, 2013 through December 31, 2013	Year to Date
Income		
Interest Income, net	\$ 2,133	\$ 30,461
Expenses		
Management fee	20,851	326,090
Brokerage commissions and fees	1,112	6,892
Total expenses	21,963	332,981
Net investment income (loss)	(19,830)	(302,521)
Net Realized and Net Change in Unrealized Gain (Loss) on United States Treasury Obligations and Futures		
Net Realized Gain (Loss) on		
United States Treasury Obligations	98	1,244
Futures	(3,754,065)	(24,528,575)
Net Realized Gain (Loss)	(3,753,967)	(24,527,331)
Net Change in Unrealized Gain (Loss) on		
United States Treasury Obligations	(51)	(1,657)
Futures	2,572,965	2,637,850
Net Change in Unrealized Gain (Loss)	2,572,914	2,636,193
Net realized and net change in unrealized gain (loss) on United States Treasury Obligations and Futures	(1,181,053)	(21,891,138)
Net Income (Loss)	<u>\$ (1,200,883)</u>	<u>\$ (22,193,659)</u>

To the best of the knowledge and belief of the undersigned, the information contained in this report is accurate and complete.


 Martin Kremenstein
 Chief Executive Officer
 DB Commodity Services LLC


 Michael Gilligan
 Chief Financial Officer
 DB Commodity Services LLC

PowerShares DB Silver Fund
Unaudited Statement of Changes in Shareholders' Equity
Period From December 1, 2013 to December 31, 2013

	<u>General Shares</u>		<u>Shares</u>		
	<u>Shares</u>	<u>Total Equity (Deficit)</u>	<u>Shares</u>	<u>Total Equity (Deficit)</u>	<u>Total Shareholders' Equity (Deficit)</u>
Balance at December 1, 2013	40	\$ 1,338	1,000,000	\$ 33,418,250	\$ 33,419,589
Sale of Shares			-	-	-
Redemption of Shares			-	-	-
Net Income (Loss)					
Net investment income (loss)		(1)		(19,829)	(19,830)
Net realized gain (loss) on United States Treasury Obligations and Futures		(151)		(3,753,816)	(3,753,967)
Net change in unrealized gain (loss) on United States Treasury Obligations and Futures		103		2,572,811	2,572,914
Net Income (Loss)		(49)		(1,200,834)	(1,200,883)
Balance at December 31, 2013	40	\$ 1,289	1,000,000	\$ 32,217,416	\$ 32,218,706

Net Asset Value per share

General shares (40 shares)	<u>\$ 32.22</u>
Shares (1,000,000 shares)	<u>\$ 32.22</u>



Martin Kremenstein
Chief Executive Officer
DB Commodity Services LLC




Michael Gilligan
Chief Financial Officer
DB Commodity Services LLC


PowerShares DB G10 Currency Harvest Fund
Statements of Operations (unaudited)

	For the Period December 1, 2013 through December 31, 2013	Year to Date
Income		
Interest Income, net	\$ 6,581	\$ 151,375
Expenses		
Management fee	129,205	2,144,741
Brokerage commissions and fees	22,336	149,579
Total expenses	151,541	2,294,320
Net investment income (loss)	(144,960)	(2,142,945)
Net Realized and Net Change in Unrealized Gain (Loss) on United States Treasury Obligations and Futures		
Net Realized Gain (Loss) on		
United States Treasury Obligations	477	7,492
Futures	(6,144,719)	(8,070,576)
Net Realized Gain (Loss)	(6,144,242)	(8,063,084)
Net Change in Unrealized Gain (Loss) on		
United States Treasury Obligations	598	(14,381)
Futures	6,215,058	2,073,263
Net Change in Unrealized Gain (Loss)	6,215,656	2,058,882
Net realized and net change in unrealized gain (loss) on United States Treasury Obligations and Futures	71,414	(6,004,202)
Net Income (Loss)	<u>\$ (73,546)</u>	<u>\$ (8,147,147)</u>

To the best of the knowledge and belief of the undersigned, the information contained in this report is accurate and complete.



 Martin Kremenstein
 Chief Executive Officer
 DB Commodity Services LLC




 Michael Gilligan
 Chief Financial Officer
 DB Commodity Services LLC


PowerShares DB G10 Currency Harvest Fund
Unaudited Statement of Changes in Shareholders' Equity
Period From December 1, 2013 to December 31, 2013

	<u>General Shares</u>		<u>Shares</u>		
	<u>Shares</u>	<u>Total Equity (Deficit)</u>	<u>Shares</u>	<u>Total Equity (Deficit)</u>	<u>Total Shareholders' Equity (Deficit)</u>
Balance at December 1, 2013	40	\$ 1,017	8,200,000	\$ 208,485,016	\$ 208,486,033
Sale of Shares			-	-	-
Redemption of Shares			(600,000)	(15,249,947)	(15,249,947)
Net Income (Loss)					
Net investment income (loss)		(1)		(144,959)	(144,960)
Net realized gain (loss) on United States Treasury Obligations and Futures		(27)		(6,144,215)	(6,144,242)
Net change in unrealized gain (loss) on United States Treasury Obligations and Futures		28		6,215,628	6,215,656
Net Income (Loss)		-		(73,546)	(73,546)
Balance at December 31, 2013	40	\$ 1,017	7,600,000	\$ 193,161,523	\$ 193,162,540

Net Asset Value per share

General shares (40 shares)	<u>\$ 25.42</u>
Shares (7,600,000 shares)	<u>\$ 25.42</u>



 Martin Kremenstein
 Chief Executive Officer
 DB Commodity Services LLC



 Michael Gilligan
 Chief Financial Officer
 DB Commodity Services LLC

PowerShares DB Gold Fund
Statements of Operations (unaudited)

	For the Period December 1, 2013 through December 31, 2013	Year to Date
Income		
Interest Income, net	\$ 4,188	\$ 138,235
Expenses		
Management fee	94,132	1,752,512
Brokerage commissions and fees	20	42,968
Total expenses	94,152	1,795,480
Net investment income (loss)	(89,964)	(1,657,245)
Net Realized and Net Change in Unrealized Gain (Loss) on United States Treasury Obligations and Futures		
Net Realized Gain (Loss) on		
United States Treasury Obligations	123	4,568
Futures	-	(87,392,590)
Net Realized Gain (Loss)	123	(87,388,022)
Net Change in Unrealized Gain (Loss) on		
United States Treasury Obligations	578	(26,736)
Futures	(6,008,520)	3,746,010
Net Change in Unrealized Gain (Loss)	(6,007,942)	3,719,274
Net realized and net change in unrealized gain (loss) on United States Treasury Obligations and Futures	(6,007,819)	(83,668,748)
Net Income (Loss)	\$ (6,097,783)	\$ (85,325,993)

To the best of the knowledge and belief of the undersigned, the information contained in this report is accurate and complete.


 Martin Kremenstein
 Chief Executive Officer
 DB Commodity Services LLC



 Michael Gilligan
 Chief Financial Officer
 DB Commodity Services LLC

PowerShares DB Gold Fund
Unaudited Statement of Changes in Shareholders' Equity
Period From December 1, 2013 to December 31, 2013


	<u>General Shares</u>		<u>Shares</u>		
	<u>Shares</u>	<u>Total Equity (Deficit)</u>	<u>Shares</u>	<u>Total Equity (Deficit)</u>	<u>Total Shareholders' Equity (Deficit)</u>
Balance at December 1, 2013	40	\$ 1,681	3,600,000	\$ 151,257,490	\$ 151,259,171
Sale of Shares			-	-	-
Redemption of Shares			-	-	-
Net Income (Loss)					
Net investment income (loss)		(1)		(89,963)	(89,964)
Net realized gain (loss) on United States Treasury Obligations and Futures		-		123	123
Net change in unrealized gain (loss) on United States Treasury Obligations and Futures		(67)		(6,007,875)	(6,007,942)
Net Income (Loss)		(68)		(6,097,715)	(6,097,783)
Balance at December 31, 2013	<u>40</u>	<u>\$ 1,613</u>	<u>3,600,000</u>	<u>\$ 145,159,775</u>	<u>\$ 145,161,388</u>

Net Asset Value per share

General shares (40 shares)	<u>\$ 40.32</u>
Shares (3,600,000 shares)	<u>\$ 40.32</u>



 Martin Kremenstein
 Chief Executive Officer
 DB Commodity Services LLC





 Michael Gilligan
 Chief Financial Officer
 DB Commodity Services LLC

PowerShares DB US Dollar Index Bearish Fund
Statements of Operations (unaudited)

	For the Period December 1, 2013 through December 31, 2013	Year to Date
Income		
Interest Income, net	\$ 1,910	\$ 34,379
Expenses		
Management fee	41,263	555,153
Brokerage commissions and fees	6,751	45,810
Total expenses	48,014	600,963
Net investment income (loss)	(46,104)	(566,584)
Net Realized and Net Change in Unrealized Gain (Loss) on United States Treasury Obligations and Futures		
Net Realized Gain (Loss) on		
United States Treasury Obligations	-	2,105
Futures	1,242,123	(656,883)
Net Realized Gain (Loss)	1,242,123	(654,778)
Net Change in Unrealized Gain (Loss) on		
United States Treasury Obligations	1,703	(1,167)
Futures	(752,688)	74,936
Net Change in Unrealized Gain (Loss)	(750,985)	73,769
Net realized and net change in unrealized gain (loss) on United States Treasury Obligations and Futures	491,138	(581,009)
Net Income (Loss)	\$ 445,034	\$ (1,147,593)

To the best of the knowledge and belief of the undersigned, the information contained in this report is accurate and complete.


 Martin Kremenstein
 Chief Executive Officer
 DB Commodity Services LLC



 Michael Gilligan
 Chief Financial Officer
 DB Commodity Services LLC

PowerShares DB US Dollar Index Bearish Fund
Unaudited Statement of Changes in Shareholders' Equity
Period From December 1, 2013 to December 31, 2013

	<u>General Shares</u>		<u>Shares</u>		
	<u>Shares</u>	<u>Total Equity (Deficit)</u>	<u>Shares</u>	<u>Total Equity (Deficit)</u>	<u>Total Shareholders' Equity (Deficit)</u>
Balance at December 1, 2013	40	\$ 1,076	2,400,000	\$ 64,579,903	\$ 64,580,979
Sale of Shares			-	1	1
Redemption of Shares			-	-	-
Net Income (Loss)					
Net investment income (loss)		(1)		(46,103)	(46,104)
Net realized gain (loss) on United States Treasury Obligations and Futures		22		1,242,101	1,242,123
Net change in unrealized gain (loss) on United States Treasury Obligations and Futures		(13)		(750,972)	(750,985)
Net Income (Loss)		8		445,026	445,034
Balance at December 31, 2013	40	\$ 1,084	2,400,000	\$ 65,024,930	\$ 65,026,014

Net Asset Value per share

General shares (40 shares)	<u>\$ 27.09</u>
Shares (2,400,000 shares)	<u>\$ 27.09</u>



 Martin Kremenstein
 Chief Executive Officer
 DB Commodity Services LLC



 Michael Gilligan
 Chief Financial Officer
 DB Commodity Services LLC

PowerShares DB Commodity Index Tracking Fund
Statements of Operations (unaudited)

	For the Period December 1, 2013 through December 31, 2013	Year to Date
Income		
Interest Income, net	\$ 172,167	\$ 3,243,074
Expenses		
Management fee	4,283,621	54,985,133
Brokerage commissions and fees	48,164	1,444,072
Total expenses	4,331,785	56,429,205
Net investment income (loss)	(4,159,618)	(53,186,131)
Net Realized and Net Change in Unrealized Gain (Loss) on United States Treasury Obligations and Futures		
Net Realized Gain (Loss) on		
United States Treasury Obligations	3,818	66,506
Futures	(9,516,024)	(447,211,586)
Net Realized Gain (Loss)	(9,512,206)	(447,145,080)
Net Change in Unrealized Gain (Loss) on		
United States Treasury Obligations	47,007	(210,213)
Futures	46,424,757	(36,200,984)
Net Change in Unrealized Gain (Loss)	46,471,764	(36,411,197)
Net realized and net change in unrealized gain (loss) on United States Treasury Obligations and Futures	36,959,558	(483,556,277)
Net Income (Loss)	<u>\$ 32,799,940</u>	<u>\$ (536,742,408)</u>

To the best of the knowledge and belief of the undersigned, the information contained in this report is accurate and complete.


 Martin Kremenstein
 Chief Executive Officer
 DB Commodity Services LLC



 Michael Gilligan
 Chief Financial Officer
 DB Commodity Services LLC

PowerShares DB Commodity Index Tracking Fund
Unaudited Statement of Changes in Shareholders' Equity
Period From December 1, 2013 to December 31, 2013


	<u>General Shares</u>		<u>Shares</u>		
	<u>Shares</u>	<u>Total Equity (Deficit)</u>	<u>Shares</u>	<u>Total Equity (Deficit)</u>	<u>Total Shareholders' Equity (Deficit)</u>
Balance at December 1, 2013	40	\$ 1,019	236,600,000	\$ 6,025,300,181	\$ 6,025,301,200
Sale of Shares			1,400,000	35,925,767	35,925,767
Redemption of Shares			(15,600,000)	(397,551,411)	(397,551,411)
Net Income (Loss)					
Net investment income (loss)		(1)		(4,159,617)	(4,159,618)
Net realized gain (loss) on United States Treasury Obligations and Futures		(2)		(9,512,204)	(9,512,206)
Net change in unrealized gain (loss) on United States Treasury Obligations and Futures		8		46,471,756	46,471,764
Net Income (Loss)		5		32,799,935	32,799,940
Balance at December 31, 2013	<u>40</u>	<u>\$ 1,024</u>	<u>222,400,000</u>	<u>\$ 5,696,474,472</u>	<u>\$ 5,696,475,496</u>

Net Asset Value per share

General shares (40 shares)	<u>\$ 25.61</u>
Shares (222,400,000 shares)	<u>\$ 25.61</u>



 Martin Kremenstein
 Chief Executive Officer
 DB Commodity Services LLC





 Michael Gilligan
 Chief Financial Officer
 DB Commodity Services LLC

PowerShares DB US Dollar Index Bullish Fund
Statements of Operations (unaudited)

	For the Period December 1, 2013 through December 31, 2013	Year to Date
Income		
Interest Income, net	\$ 19,243	\$ 320,338
Expenses		
Management fee	445,639	5,580,075
Brokerage commissions and fees	111,709	530,505
Total expenses	557,348	6,110,580
Net investment income (loss)	(538,105)	(5,790,242)
Net Realized and Net Change in Unrealized Gain (Loss) on United States Treasury Obligations and Futures		
Net Realized Gain (Loss) on		
United States Treasury Obligations	2,760	16,813
Futures	(14,001,558)	(16,120,106)
Net Realized Gain (Loss)	(13,998,798)	(16,103,293)
Net Change in Unrealized Gain (Loss) on		
United States Treasury Obligations	15,743	(12,260)
Futures	8,722,745	351,919
Net Change in Unrealized Gain (Loss)	8,738,488	339,659
Net realized and net change in unrealized gain (loss) on United States Treasury Obligations and Futures	(5,260,310)	(15,763,634)
Net Income (Loss)	\$ (5,798,415)	\$ (21,553,876)

To the best of the knowledge and belief of the undersigned, the information contained in this report is accurate and complete.


 Martin Kremenstein
 Chief Executive Officer
 DB Commodity Services LLC


 Michael Gilligan
 Chief Financial Officer
 DB Commodity Services LLC

PowerShares DB US Dollar Index Bullish Fund
Unaudited Statement of Changes in Shareholders' Equity
Period From December 1, 2013 to December 31, 2013

	General Shares		Shares		
	Shares	Total Equity (Deficit)	Shares	Total Equity (Deficit)	Total Shareholders' Equity (Deficit)
Balance at December 1, 2013	40	\$ 869	31,800,000	\$ 689,977,658	\$ 689,978,527
Sale of Shares			4,600,000	99,534,574	99,534,574
Redemption of Shares			(5,400,000)	(116,726,567)	(116,726,567)
Net Income (Loss)					
Net investment income (loss)		(1)		(538,104)	(538,105)
Net realized gain (loss) on United States Treasury Obligations and Futures		(18)		(13,998,780)	(13,998,798)
Net change in unrealized gain (loss) on United States Treasury Obligations and Futures		11		8,738,477	8,738,488
Net Income (Loss)		(8)		(5,798,407)	(5,798,415)
Balance at December 31, 2013	40	\$ 861	31,000,000	\$ 666,987,258	\$ 666,988,119

Net Asset Value per share

General shares (40 shares)	\$ 21.52
Shares (31,000,000 shares)	\$ 21.52



 Martin Kremenstein
 Chief Executive Officer
 DB Commodity Services LLC



 Michael Gilligan
 Chief Financial Officer
 DB Commodity Services LLC