



PowerShares DB US Dollar Index Bearish Fund
Statements of Operations (unaudited)

	For the Period August 1, 2014 through August 31, 2014	Year to Date
Income		
Interest Income, net	\$ 1,333	\$ 16,381
Expenses		
Management fee	33,712	284,959
Brokerage commissions and fees	2,247	18,797
Total expenses	35,959	303,756
Net investment income (loss)	(34,626)	(287,375)
Net Realized and Net Change in Unrealized Gain (Loss) on United States Treasury Obligations and Futures		
Net Realized Gain (Loss) on		
United States Treasury Obligations	-	576
Futures	-	(234,075)
Net Realized Gain (Loss)	-	(233,499)
Net Change in Unrealized Gain (Loss) on		
United States Treasury Obligations	(790)	(1,498)
Futures	(854,279)	(1,412,823)
Net Change in Unrealized Gain (Loss)	(855,069)	(1,414,321)
Net realized and net change in unrealized gain (loss) on United States Treasury Obligations and Futures	(855,069)	(1,647,820)
Net Income (Loss)	\$ (889,695)	\$ (1,935,195)

To the best of the knowledge and belief of the undersigned, the information contained in this report is accurate and complete.



 Martin Kremenstein
 Chief Executive Officer
 DB Commodity Services LLC




 Michael Gilligan
 Chief Financial Officer
 DB Commodity Services LLC

PowerShares DB US Dollar Index Bearish Fund
Unaudited Statement of Changes in Shareholders' Equity
Period From August 1, 2014 to August 31, 2014

	General Shares		Shares		Total Shareholders' Equity (Deficit)
	Shares	Total Equity (Deficit)	Shares	Total Equity (Deficit)	
Balance at August 1, 2014	40	\$ 1,064	2,000,000	\$ 53,174,873	\$ 53,175,937
Sale of Shares			-	-	-
Redemption of Shares			-	-	-
Net Income (Loss)					
Net investment income (loss)		-		(34,626)	(34,626)
Net realized gain (loss) on United States Treasury Obligations and Futures		-		-	-
Net change in unrealized gain (loss) on United States Treasury Obligations and Futures		(18)		(855,051)	(855,069)
Net Income (Loss)		(18)		(889,677)	(889,695)
Balance at August 31, 2014	<u>40</u>	<u>\$ 1,046</u>	<u>2,000,000</u>	<u>\$ 52,285,196</u>	<u>\$ 52,286,242</u>

Net Asset Value per share

General shares (40 shares)	<u>\$ 26.15</u>
Shares (2,000,000 shares)	<u>\$ 26.14</u>



 Martin Kremenstein
 Chief Executive Officer
 DB Commodity Services LLC



 Michael Gilligan
 Chief Financial Officer
 DB Commodity Services LLC