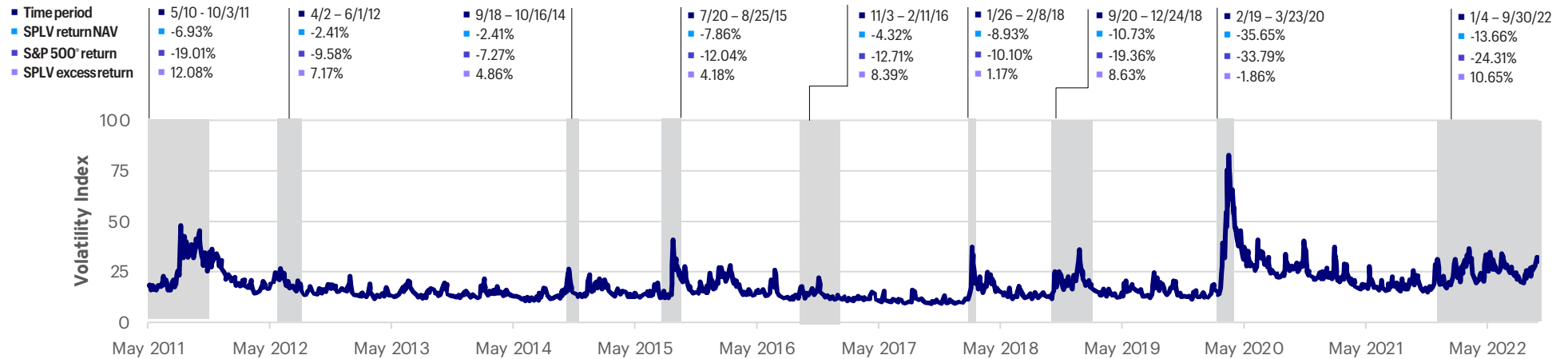


A “pure” approach to the low-volatility potential advantage

Not all low-volatility approaches are the same. Invesco S&P 500® Low Volatility ETF (SPLV) provides access to the low volatility factor with no sector constraints. It’s a simple and transparent approach that allows SPLV’s underlying index to rotate out of the most volatile sectors at each quarterly rebalancing to provide the potential for upside participation and enhanced risk mitigation.

SPLV has performed well versus the S&P 500® Index when the Volatility Index (VIX) spikes¹

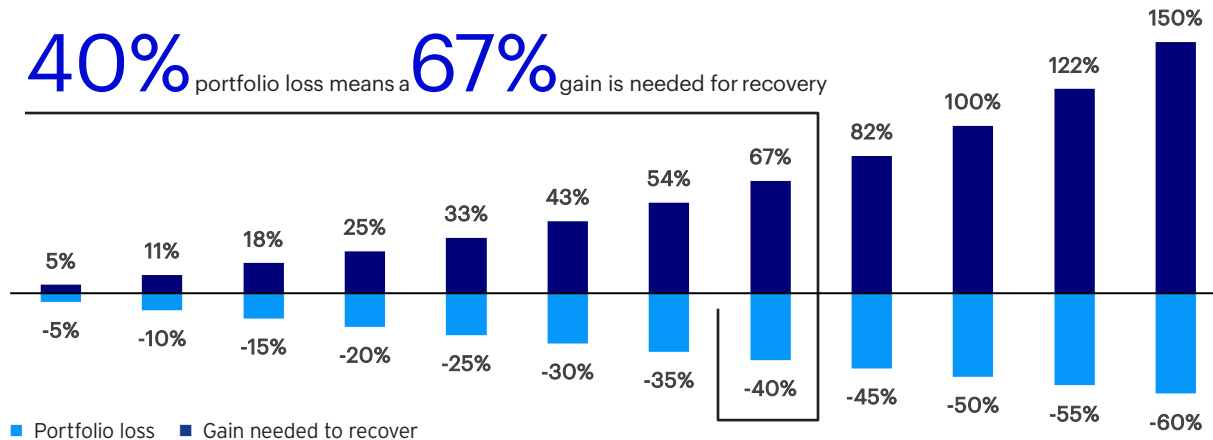
Since inception, SPLV has often delivered lower volatility, averaging just 59% down capture when the VIX spikes and equity markets drawdown. Drawdown periods are periods during which the S&P 500® Index had its largest declines from peak to trough, May 5, 2011, to September 30, 2022.



¹ Source: Bloomberg L.P., as of September 30, 2022. Past performance does not guarantee future results. An investment cannot be made directly into an index. Index returns do not represent fund returns.

Making up for lost ground can be difficult

Avoiding large losses is critical to wealth accumulation and preservation.



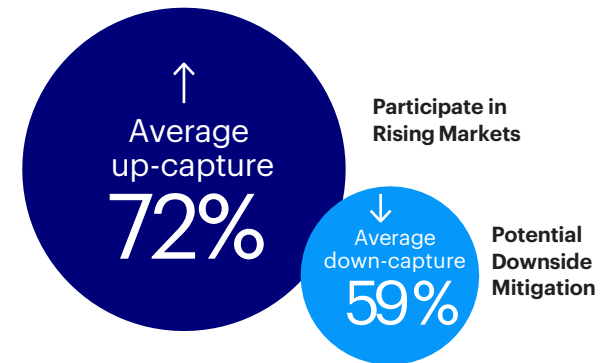
■ Portfolio loss ■ Gain needed to recover

For illustrative purposes only and based on a basic mathematical recovery principal. Not intended to represent an investment in the fund or any other strategy.

Not a Deposit Not FDIC Insured Not Guaranteed by the Bank May Lose Value Not Insured by any Federal Government Agency

SPLV has demonstrated a positive up-/down-capture ratio²

Investors experienced greater participation in rising markets relative to the drawdown experienced in falling markets.

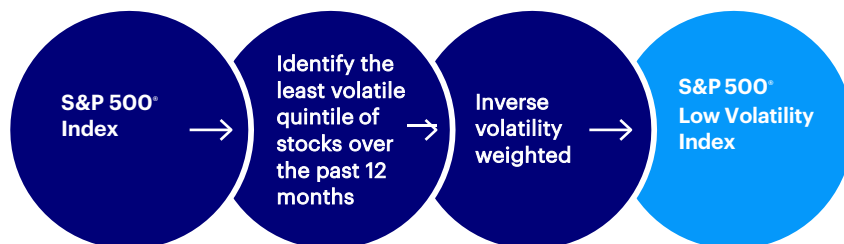


² Source: Morningstar Direct. Data is since inception (May 5, 2011) through September 30, 2022. Past performance does not guarantee future results.

Invesco S&P 500[®] Low Volatility ETF (SPLV)

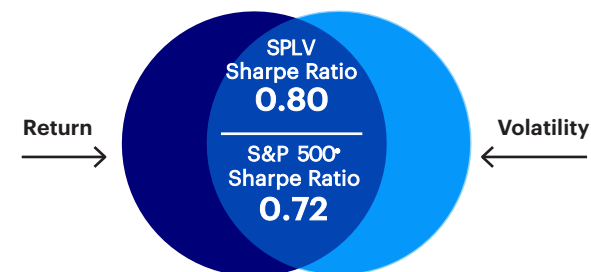
Seeking Low volatility: Pure and simple

SPLV provides access to the low-volatility factor without imposing sector constraints. SPLV's underlying index rotates — through quarterly scheduled rebalancing — out of the most volatile sectors to provide risk mitigation potential.



For illustrative purposes only.

Potentially better risk-adjusted performance as demonstrated through higher Sharpe ratio³



³ Source: Morningstar Direct, as of September 30, 2022.

Standard performance (%) as of September 30, 2022

	YTD	1 Year	3 Years	5 Years	10 Years	Since Inception (05/05/11)
SPLV NAV	-14.38	-3.06	2.02	6.99	9.91	10.29
SPLV Market Price	-14.32	-2.99	2.10	7.05	9.94	10.31
S&P 500 [®] Low Volatility Index	-14.25	-2.83	2.28	7.26	10.20	10.58
S&P 500 [®] Index	-23.87	-15.47	8.16	9.24	11.70	11.23

Total Expense Ratio: 0.25%

Returns less than one year are cumulative. Performance data quoted represents past performance. Past performance is not a guarantee of future results; current performance may be higher or lower than performance quoted. Investment returns and principal value will fluctuate and Shares, when redeemed, may be worth more or less than their original cost. See [invesco.com](https://www.invesco.com) to find the most recent month-end performance numbers. Market returns are based on the midpoint of the bid/ask spread at 4 p.m. ET and do not represent the returns an investor would receive if shares were traded at other times. Fund performance reflects fee waivers, absent which, performance data quoted would have been lower.

Low volatility describes using volatility rankings while seeking to minimize the effects of market fluctuations. **Volatility** measures the standard deviation from a mean of historical prices of a security or portfolio over time. **Down-capture** measures how much performance loss a fund captures relative to a benchmark index in down markets. **Up-capture** measures how much performance gain a fund captures relative to a benchmark index in up markets. **Sharpe ratio** is a risk-adjusted measure calculated using standard deviation and excess return to determine reward per unit of risk. A higher Sharpe ratio indicates better risk-adjusted performance. The **S&P 500[®] Low Volatility Index** measures performance of the 100 stocks with lowest realized volatility over the past 12 months from the S&P 500[®]. The index benchmarks low volatility or low variance strategies for the US stock market. Constituents are weighted relative to the inverse of their corresponding volatility, with the least volatile stocks receiving the highest weights.

About Risk: There are risks involved with investing in ETFs, including possible loss of money. Shares are not actively managed and are subject to risks similar to those of stocks, including those regarding short selling and margin maintenance requirements. Ordinary brokerage commissions apply. The fund's return may not match the return of the Underlying Index. The fund is subject to certain other risks. Please see the current prospectus for more information regarding the risk associated with an investment in the fund.

Investments focused in a particular industry or sector are subject to greater risk, and are more greatly impacted by market volatility, than more diversified investments.

There is no assurance that the fund will provide low volatility.

The fund may become "non-diversified" under the Investment Company Act of 1940, as amended, solely as a result of a change in relative market capitalization or index weighting of one or more constituents of the index. Shareholder approval will not be sought when the fund crosses from diversified to non-diversified status under such circumstances.

This does not constitute a recommendation of any investment strategy or product for a particular investor. Investors should consult a financial professional before making any investment decisions.

S&P[®] is a registered trademark of Standard & Poor's Financial Services LLC (S&P) and Dow Jones[®] is a registered trademark of Dow Jones Trademark Holdings LLC (Dow Jones). These trademarks have been licensed for use by S&P Dow Jones Indices LLC. S&P[®] and Standard & Poor's[®] are trademarks of S&P and Dow Jones[®] is a trademark of Dow Jones. These trademarks have been sublicensed for certain purposes by Invesco Capital Management LLC. The Index is a product of S&P Dow Jones Indices LLC and/or its affiliates and has been licensed for use by Invesco. The fund is not sponsored, endorsed, sold or promoted by S&P Dow Jones Indices LLC, Dow Jones, S&P or their respective affiliates and neither S&P Dow Jones Indices LLC, Dow Jones, S&P or their respective affiliates make any representation regarding the advisability of investing in such product(s).

Shares are not individually redeemable and owners of the Shares may acquire those Shares from the fund and tender those Shares for redemption to the fund in Creation Unit aggregations only, typically consisting of 10,000, 20,000, 25,000, 50,000, 75,000, 80,000, 100,000, 150,000 or 200,000 shares.

Before investing, investors should carefully read the prospectus and/or summary prospectus and carefully consider the investment objectives, risks, charges and expenses. For this and more complete information about the fund(s), investors should ask their financial professional for a prospectus/summary prospectus or visit [invesco.com/fundprospectus](https://www.invesco.com/fundprospectus).