



**PowerShares DB US Dollar Index Bullish Fund**  
**Statements of Operations (unaudited)**

	For the Period June 1, 2013 through June 30, 2013	Year to Date
<b>Income</b>		
Interest Income, net	\$ 22,223	\$ 189,431
<b>Expenses</b>		
Management fee	451,378	2,522,947
Brokerage commissions and fees	124,092	266,197
Total expenses	575,470	2,789,144
<b>Net investment income (loss)</b>	(553,247)	(2,599,713)
<b>Net Realized and Net Change in Unrealized Gain (Loss) on United States Treasury Obligations and Futures</b>		
<b>Net Realized Gain (Loss) on</b>		
United States Treasury Obligations	120	12,710
Futures	(18,351,403)	2,234,851
<b>Net Realized Gain (Loss)</b>	(18,351,283)	2,247,561
<b>Net Change in Unrealized Gain (Loss) on</b>		
United States Treasury Obligations	6,573	2,921
Futures	16,944,255	21,091,151
<b>Net Change in Unrealized Gain (Loss)</b>	16,950,828	21,094,072
Net realized and net change in unrealized gain (loss) on United States Treasury Obligations and Futures	(1,400,455)	23,341,633
<b>Net Income (Loss)</b>	\$ (1,953,702)	\$ 20,741,920

To the best of the knowledge and belief of the undersigned, the information contained in this report is accurate and complete.

  
 Martin Kremenstein  
 Chief Executive Officer  
 DB Commodity Services LLC


  
 Michael Gilligan  
 Chief Financial Officer  
 DB Commodity Services LLC


**PowerShares DB US Dollar Index Bullish Fund**  
**Unaudited Statement of Changes in Shareholders' Equity**  
**Period From June 1, 2013 to June 30, 2013**

	<u>General Shares</u>		<u>Shares</u>		
	<u>Shares</u>	<u>Total Equity (Deficit)</u>	<u>Shares</u>	<u>Total Equity (Deficit)</u>	<u>Total Shareholders' Equity (Deficit)</u>
<b>Balance at June 1, 2013</b>	40	\$ 905	31,600,000	\$ 715,230,635	\$ 715,231,540
Sale of Shares			8,400,000	188,737,158	188,737,158
Redemption of Shares			(200,000)	(4,464,538)	(4,464,538)
Net Income (Loss)					
Net investment income (loss)		(1)		(553,246)	(553,247)
Net realized gain (loss) on United States Treasury Obligations and Futures		(28)		(18,351,255)	(18,351,283)
Net change in unrealized gain (loss) on United States Treasury Obligations and Futures		26		16,950,802	16,950,828
Net Income (Loss)		(3)		(1,953,699)	(1,953,702)
<b>Balance at June 30, 2013</b>	<u>40</u>	<u>\$ 902</u>	<u>39,800,000</u>	<u>\$ 897,549,556</u>	<u>\$ 897,550,458</u>

**Net Asset Value per share**

General shares (40 shares)	<u>\$ 22.55</u>
Shares (39,800,000 shares)	<u>\$ 22.55</u>

  
 \_\_\_\_\_  
 Martin Kremenstein  
 Chief Executive Officer  
 DB Commodity Services LLC

  
 \_\_\_\_\_  
 Michael Gilligan  
 Chief Financial Officer  
 DB Commodity Services LLC