



*PowerShares DB US Dollar Index Bearish Fund
Statements of Operations (unaudited)*

	For the Period December 1, 2010 through December 31, 2010	Year to Date
Income		
Interest Income	\$ 17,191	\$ 202,416
Expenses		
Management fee	98,615	1,424,186
Brokerage commissions and fees	6,574	99,884
Total expenses	<u>105,189</u>	<u>1,524,070</u>
Net investment income (loss)	<u>(87,998)</u>	<u>(1,321,654)</u>
Net Realized and Net Change in Unrealized Gain (Loss) on United States Treasury Obligations and Futures		
Net Realized Gain (Loss) on		
United States Treasury Obligations	483	4,619
Futures	4,596,437	(16,210,181)
Net Realized Gain (Loss)	<u>4,596,920</u>	<u>(16,205,562)</u>
Net Change in Unrealized Gain (Loss) on		
United States Treasury Obligations	10,792	3,258
Futures	(94,947)	9,692,753
Net Change in Unrealized Gain (Loss)	<u>(84,155)</u>	<u>9,696,011</u>
Net realized and net change in unrealized gain (loss) on United States Treasury Obligations and Futures	<u>4,512,765</u>	<u>(6,509,551)</u>
Net Income (Loss)	<u>\$ 4,424,767</u>	<u>\$ (7,831,205)</u>
Less: net (income) loss attributed to the non-controlling interest in subsidiary - related party	<u>(30)</u>	<u>21</u>
Net income (loss) attributed to PowerShares DB US Dollar Index Bearish Fund	<u>\$ 4,424,737</u>	<u>\$ (7,831,184)</u>

To the best of the knowledge and belief of the undersigned, the information contained in this report is accurate and complete.



 Hans Ephraimson
 Chief Executive Officer
 DB Commodity Services LLC





 Michael Gilligan
 Principal Financial Officer
 DB Commodity Services LLC

PowerShares DB US Dollar Index Bearish Fund
Unaudited Statement of Changes in Shareholders' Equity
Period From December 1, 2010 to December 31, 2010

	General Shares					Shares				
	Shares	Paid in Capital	Accumulated Earnings (Deficit)	Total Equity (Deficit)	Shares	Paid in Capital	Accumulated Earnings (Deficit)	Total Equity (Deficit)	Non-controlling Interest	Total Equity
Balance at December 1, 2010	40	\$ 1,000	\$ 52	\$ 1,052	6,400,000	\$ -	\$ -	\$ -	\$ -	\$ 168,380,176
Sale of Shares					200,000	5,299,990	(1,772,806)	5,299,990	1,052	5,299,990
Redemption of Shares					(1,000,000)	(26,633,442)		(26,633,442)		(26,633,442)
Net Income (Loss)			(1)	(1)			(87,996)			
Net investment income (loss)										
Net realized gain (loss) on United States Treasury Obligations and Futures			32	32			4,596,856	4,596,856		4,596,920
Net change in unrealized gain (loss) on United States Treasury Obligations and Futures									(1)	(87,998)
Net Income (Loss)										
Redemption of non-controlling interest									30	(84,155)
Balance at December 31, 2010	40	\$ 1,000	\$ 82	\$ 1,082	5,600,000	\$ 148,817,426	\$ 2,651,901	\$ 151,469,327	\$ -	\$ 151,470,409

Net Asset Value per share
 General shares (40 shares) \$ 27.05
 Shares (5,600,000 shares) \$ 27.05


Hans Ephraimson
 Chief Executive Officer
 DB Commodity Services LLC


Michael Gilligan
 Principal Financial Officer
 DB Commodity Services LLC