



PowerShares DB Agriculture Fund
Statements of Operations (unaudited)

	For the Period January 1, 2011 through January 31, 2011
Income	\$ 306,928
Interest Income, net	<u>306,928</u>
Expenses	2,067,805
Management fee	<u>389,234</u>
Brokerage commissions and fees	<u>2,457,039</u>
Total expenses	<u>(2,150,111)</u>
Net investment income (loss)	
Net Realized and Net Change in Unrealized Gain (Loss) on United States Treasury Obligations and Futures	
Net Realized Gain (Loss) on	2,593
United States Treasury Obligations	<u>21,612,012</u>
Futures	<u>21,614,605</u>
Net Realized Gain (Loss)	
Net Change in Unrealized Gain (Loss) on	(85,735)
United States Treasury Obligations	<u>154,074,598</u>
Futures	<u>153,988,863</u>
Net Change in Unrealized Gain (Loss)	
Net realized and net change in unrealized gain (loss) on United States Treasury Obligations and Futures	<u>175,603,468</u>
Net Income (Loss)	\$ 173,453,357

To the best of the knowledge and belief of the undersigned, the information contained in this report is accurate and complete.



 Hans Ephraimson
 Chief Executive Officer
 DB Commodity Services LLC





 Michael Gilligan
 Principal Financial Officer
 DB Commodity Services LLC

Powershares DB Agriculture Fund
Unaudited Consolidated Statement of Changes in Shareholders' Equity
Period From January 1, 2011 to January 31, 2011

	General Shares				Shares			
	Shares	Paid in Capital	Accumulated Earnings (Deficit)	Total Equity (Deficit)	Shares	Paid in Capital	Accumulated Earnings (Deficit)	Total Equity (Deficit)
Balance at January 1, 2011	40	\$ 1,000	\$ 295	\$ 1,295	83,800,000	\$ 2,601,330,830	\$ 111,377,083	\$ 2,712,707,913
Sale of Shares					8,600,000	281,853,484		281,853,484
Redemption of Shares					(400,000)	(13,238,324)		(13,238,324)
Net Income (Loss)								
Net investment income (loss)			(1)	(1)			(2,150,110)	(2,150,111)
Net realized gain (loss) on United States Treasury Obligations and Futures			10	10			21,614,595	21,614,605
Net change in unrealized gain (loss) on United States Treasury Obligations and Futures			68	68			153,988,795	153,988,863
Net Income (Loss)			77	77			173,453,280	173,453,357
Balance at January 31, 2011	40	\$ 1,000	\$ 372	\$ 1,372	92,000,000	\$ 2,869,945,990	\$ 284,830,363	\$ 3,154,776,353

Net Asset Value per share
 General shares (40 shares) \$ 34.30
 Shares (92,000,000 shares) \$ 34.29


 Hans Ephraimson
 Chief Executive Officer
 DB Commodity Services LLC


 Michael Gilligan
 Principal Financial Officer
 DB Commodity Services LLC