



**PowerShares DB US Dollar Index Bearish Fund**  
**Statements of Operations (unaudited)**

	<b>For the Period January 1, 2014 through January 31, 2014</b>	<b>Year to Date</b>
<b>Income</b>		
Interest Income, net	\$ 2,968	\$ 2,968
<b>Expenses</b>		
Management fee	40,067	40,067
Brokerage commissions and fees	2,671	2,671
Total expenses	42,738	42,738
<b>Net investment income (loss)</b>	<u>(39,770)</u>	<u>(39,770)</u>
<b>Net Realized and Net Change in Unrealized Gain (Loss) on United States Treasury Obligations and Futures</b>		
<b>Net Realized Gain (Loss) on</b>		
United States Treasury Obligations	342	342
Futures	(81,396)	(81,396)
<b>Net Realized Gain (Loss)</b>	<u>(81,054)</u>	<u>(81,054)</u>
<b>Net Change in Unrealized Gain (Loss) on</b>		
United States Treasury Obligations	(406)	(406)
Futures	(901,106)	(901,106)
<b>Net Change in Unrealized Gain (Loss)</b>	<u>(901,512)</u>	<u>(901,512)</u>
Net realized and net change in unrealized gain (loss) on United States Treasury Obligations and Futures	<u>(982,566)</u>	<u>(982,566)</u>
<b>Net Income (Loss)</b>	<u>\$ (1,022,336)</u>	<u>\$ (1,022,336)</u>

To the best of the knowledge and belief of the undersigned, the information contained in this report is accurate and complete.

  
 \_\_\_\_\_  
 Martin Kremenstein  
 Chief Executive Officer  
 DB Commodity Services LLC


  
 \_\_\_\_\_  
 Michael Gilligan  
 Chief Financial Officer  
 DB Commodity Services LLC

*PowerShares DB US Dollar Index Bearish Fund*  
*Unaudited Statement of Changes in Shareholders' Equity*  
*Period From January 1, 2014 to January 31, 2014*

	General Shares		Shares		Total Shareholders' Equity (Deficit)
	Shares	Total Equity (Deficit)	Shares	Total Equity (Deficit)	
<b>Balance at January 1, 2014</b>	40	\$ 1,084	2,400,000	\$ 65,024,930	\$ 65,026,014
Sale of Shares			-	-	-
Redemption of Shares			(200,000)	(5,345,768)	(5,345,768)
Net Income (Loss)					
Net investment income (loss)		(1)		(39,769)	(39,770)
Net realized gain (loss) on United States Treasury Obligations and Futures		(1)		(81,053)	(81,054)
Net change in unrealized gain (loss) on United States Treasury Obligations and Futures		(16)		(901,496)	(901,512)
Net Income (Loss)		(18)		(1,022,318)	(1,022,336)
<b>Balance at January 31, 2014</b>	<u>40</u>	<u>\$ 1,066</u>	<u>2,200,000</u>	<u>\$ 58,656,844</u>	<u>\$ 58,657,910</u>

**Net Asset Value per share**

General shares (40 shares)	<u>\$ 26.65</u>
Shares (2,200,000 shares)	<u>\$ 26.66</u>

  
 \_\_\_\_\_  
 Martin Kremenstein  
 Chief Executive Officer  
 DB Commodity Services LLC

  
 \_\_\_\_\_  
 Michael Gilligan  
 Chief Financial Officer  
 DB Commodity Services LLC