



Global Water Portfolio 2023-1

A global unit trust

Trust specifics

Deposit information

Public offering price per unit [†]	\$10.00
Minimum investment (\$250 for IRAs) ²	\$1,000.00
Deposit date	03/09/23
Termination date	03/13/25
Distribution dates	25th day of each July, October, January and April
Record dates	10th day of each July, October, January and April

Term of trust	24 months
Symbol	IGWBCC
Historical 12 month distributions [†]	\$0.1604

GWTR231 Sales charge and CUSIPs

Brokerage

Sales charge³

Deferred sales charge	2.25%
Creation and development fee	0.50%
Total sales charge	2.75%
Last deferred sales charge payment date	03/10/24

CUSIPs

Cash	46150G-38-6
Reinvest	46150G-39-4
Historical 12 month distribution rate [†]	1.60%

Fee-based

Sales charge³

Fee-based sales charge	0.50%
------------------------	-------

CUSIPs

Fee-based cash	46150G-40-2
Fee-based reinvest	46150G-41-0
Historical 12 month distribution rate [†] (fee-based)	1.64%

Investors in fee-based accounts will not be assessed the deferred sales charge for eligible fee-based purchases and must purchase units with a Fee-based CUSIP.

[†] The historical 12 month distributions per unit and each historical 12 month distribution rate of the securities included in the trust are for illustrative purposes only and are not indicative of the trust's actual distributions or distribution rate. The historical 12 month distributions per unit amount is based upon the weighted average of the actual distributions paid by the securities included in the trust over the 12 months preceding the trust's deposit date, and is reduced to account for the effects of fees and expenses which will be incurred when investing in a trust. Each historical 12 month distribution rate is calculated by dividing the historical 12 month distributions amount by the trust's initial \$10 public offering price per unit. There is no guarantee the issuers of the securities included in the trust will declare dividends or distributions in the future. Due to the negative economic impact across many industries caused by the recent COVID-19 outbreak, certain issuers of the securities included in the trust may elect to reduce the amount of, or cancel entirely, dividends and/or distributions paid in the future. As a result, the historical 12 month distributions per unit and each historical 12 month distribution rate will likely be higher, and in some cases significantly higher, than the actual distribution rate achieved by the trust. The distributions paid by the trust, as well as the corresponding rates, may be higher or lower than the figures shown due to certain factors that may include, but are not limited to, a change in the dividends or distributions paid by issuers, actual expenses incurred, currency fluctuations, the sale of trust securities to pay any deferred sales charges, trust fees and expenses, variations in the trust's per unit price, or with the call, maturity or the sale of securities in the trust. Distributions made by certain securities in the trust may include non-ordinary income.

Objective

The Portfolio seeks capital appreciation. The Portfolio seeks to achieve its objective by investing in a portfolio of 25 stocks derived from the S-Network Water IndexSM (the "Water Index"). The Water Index is a diversified composite index of 60 stocks active in the global water sector, comprised of (1) 30 water utilities included in the S-Network Water WorksSM sub-index ("Water Works") and (2) 30 companies that provide water technology and water infrastructure products and services included in the S-Network Water TechSM sub-index ("Water Tech"). The Portfolio will consist of 15 Water Tech stocks and 10 Water Works stocks.

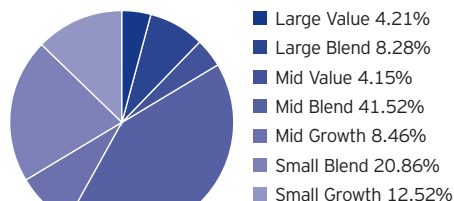
Portfolio composition (As of the business day before deposit date)

France		United States	
Veolia Environnement S.A.	VIE FP	A.O. Smith Corporation	AOS
Hong Kong		Advanced Drainage Systems, Inc.	WMS
Guangdong Investment, Ltd.	270 HK	American States Water Company	AWR
Italy		American Water Works Company, Inc.	AWK
Hera S.p.A.	HER IM	Badger Meter, Inc.	BMI
Japan		California Water Service Group	CWT
EBARA Corporation	6361 JP	Core & Main, Inc. - CL A	CNM
Kurita Water Industries, Ltd.	6370 JP	Ecolab, Inc.	ECL
Switzerland		Essential Utilities, Inc.	WTRG
Geberit AG	GBN SW	IDEX Corporation	IEX
United Kingdom		SJW Group	SJW
Pennon Group plc	PNN LN	Tetra Tech, Inc.	TTEK
Pentair plc	PNR	Watts Water Technologies, Inc. - CL A	WTS
Severn Trent plc	SVT LN	Xylem, Inc.	XYL
United Utilities Group plc	UU/ LN	Zurn Elkay Water Solutions Corporation	ZWS

The trust portfolio is provided for informational purposes only and should not be deemed as a recommendation to buy or sell the individual securities shown above.

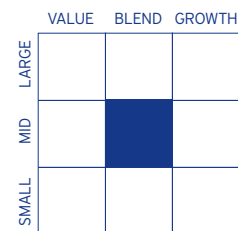
Style breakdown

(As of the business day before deposit date)



Source: Morningstar, Inc.

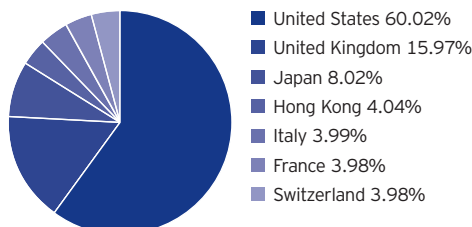
Equity style analysis



The style characteristics of the Portfolio are determined as of the initial date of deposit. For a complete description of these characteristics refer to the following page.

Country breakdown

(As of the business day before deposit date)



See page 2 for the footnotes on trust specifics.

About risk

There is no assurance the trust will achieve its investment objective. An investment in this unit investment trust is subject to market risk, which is the possibility that the market values of securities owned by the trust will decline and that the value of trust units may therefore be less than what you paid for them. Recently, an outbreak of a respiratory disease caused by a novel coronavirus, COVID-19, has spread globally in a short period of time, resulting in the disruption of, and delays in, production and supply chains and the delivery of healthcare services and processes, as well as the cancellation of organized events and educational institutions, quarantines, a decline in consumer demand for certain goods and services, and general concern and uncertainty. COVID-19 and its effects have contributed to increased volatility in global markets, severe losses, liquidity constraints, and lowered yields. The duration of such effects cannot yet be determined but could be present for an extended period of time and may adversely affect the value of your Units. This trust is unmanaged and its portfolio is not intended to change during the trust's life except in limited circumstances. Accordingly, you can lose money investing in this trust. The trust should be considered as a part of a long-term investment strategy and you should consider your ability to pursue it by investing in successive trusts, if available. You will realize tax consequences associated with investing from one series to the next.

The financial condition of an issuer may worsen or its credit ratings may drop, resulting in a reduction in the value of your Units. This may occur at any point in time, including during the initial offering period.

Investing in foreign securities involves certain risks not typically associated with investing solely in the United States. This may magnify volatility due to changes in foreign exchange rates, the political and economic uncertainties in foreign countries, and the potential lack of liquidity, government supervision and regulation.

The Portfolio is concentrated in securities issued by companies in the water utilities and infrastructure industry, which results in concentration in issuers in both the industrials and utilities sectors. Companies engaged in the water utility and infrastructure industry are subject to certain risks, including price and supply fluctuations caused by international politics, energy conservation, taxes and other regulatory policies of various governments. Further, industrial issuers are subject to certain risks, including a deterioration in the general state of the economy, intense competition, domestic and international politics, excess capacity and changing spending trends. Utility companies face risks such as increased competition, increases in fuel and other operating costs, governmental regulations, and natural disasters. Negative developments in the water utility and infrastructure industry, industrials sector or utilities sector will affect the value of your investment more than would be the case in a more diversified investment.

Common stocks do not assure dividend payments. Dividends are paid only when declared by an issuer's board of directors and the amount of any dividend may vary over time. There can be no guarantee or assurance that companies will declare dividends in the future or that if declared, they will remain at current levels or increase over time.

You could experience dilution of your investment if the size of the Portfolio is increased as Units are sold. There is no assurance that your investment will maintain its proportionate share in the Portfolio's profits and losses.

Stocks of smaller capitalization companies are often more volatile than those of larger companies as a result of several factors such as limited trading volumes, products or financial resources, management inexperience and less publicly available information.

The Portfolio does not replicate all of the components of the Water Index or its component weightings and the stocks in the Portfolio will not change if the index components, or their weightings within the index, change. The performance of the Portfolio will not correspond with the Water Index for this reason and because the Portfolio incurs a sales charge and expenses. The Portfolio is not intended to replicate the performance of the index.

Value, blend and growth are types of investment styles. Growth investing generally seeks stocks that offer the potential for greater-than-average earnings growth, and may entail greater risk than value or blend investing. Value investing generally seeks stocks that may be sound investments but are temporarily out of favor in the marketplace, and may entail less risk than growth investing. A blend investment combines the two styles.

The S-Network Water IndexSM is a modified capitalization weighted, float adjusted equity index designed to serve as an equity benchmark for globally traded stocks that are principally engaged in the water utilities and water technology industries. It is not possible to invest directly in an index.

"S-Network Global Indexes, LLCSM, S-Network Water IndexSM, S-Network Water Tech IndexSM" and "S-Network Water Works IndexSM" are service marks of S-Network Global Indexes, LLC and have been licensed for use by the Portfolio. The Portfolio is not sponsored, endorsed, sold or promoted by S-Network Global Indexes, LLC and S-Network Global Indexes, LLC makes no representation regarding the advisability of investing in the Portfolio.

1 Including sales charges. As of deposit date.

2 Represents the value of 100 units on the deposit date. The value of the minimum investment amount of 100 units may be greater or less than \$1,000.00 following the deposit date.

3 Assuming a public offering price of \$10 per unit. There is no initial sales charge if the public offering price per unit is \$10 or less. If the public offering price per unit exceeds \$10, an initial sales charge is paid at the time of purchase. The per unit amount of the initial sales charge is 2.75% of the dollar amount that the public offering price per unit exceeds \$10.

Before investing, investors should carefully read the prospectus and consider the investment objectives, risks, charges and expenses. For this and more complete information about the trust(s), investors should ask their financial professional(s) for a prospectus or download one at [invesco.com/uit](https://www.invesco.com/uit).

This does not constitute a recommendation of any investment strategy or product for a particular investor. Investors should consult a financial professional before making any investment decisions.

Invesco's history of offering unit investment trusts began with the acquisition of the sponsor by Invesco Ltd. in June 2010. Invesco unit investment trusts are distributed by the Sponsor, Invesco Capital Markets, Inc. and broker dealers including Invesco Distributors, Inc. Both firms are indirect, wholly owned subsidiaries of Invesco Ltd.