



# Digital Gaming Portfolio



Symbol: GAME194

A strategy that invests in stocks and American Depository Receipts (“ADRs”) of companies that produce and distribute leading products and services related to the global digital gaming industry.

## Evolution of gaming

Migration from brick and mortar - 80% of video game sales are now digital. Microtransactions and in-game/app purchases allow content providers to monetize beyond initial point of sale.<sup>1</sup>

## Growth

eSports audiences already exceed those of Major League Baseball and the National Hockey League and are anticipated to be larger than the National Football League by 2022.<sup>2</sup>

## Access

The global digital gaming industry includes, but is not limited to: digital gaming content, software, hardware, and semiconductors.

## Selection Process

In selecting securities for the Portfolio, the Sponsor generally took a holistic view of the global digital gaming industry and focused primarily on leading companies participating in some of the following key themes related to the opportunity for longer-term industry growth:

### New Game Structures:

Single-player games have given way to multi-player games, the social aspect of which drives revenue growth by making games more engaging and fostering a sense of community;

### New Delivery Platforms:

Broadband and 5G mobile services allow for streaming games on simple devices, such as a phone or TV, allowing digital games to reach a broader audience;

### New Digital Monetization Opportunities:

Full digital game downloads, accessories and peripherals related to game support, subscription models, microtransactions, and in-game advertising and purchases;

### eSports:

eSports is a form of professional video game competitions. eSports derive revenue from sponsorship, advertising, media rights, merchandise, and tickets sales;

### Virtual Reality:

Virtual reality may significantly impact digital gaming by enabling more immersive experiences.

The Sponsor assembled the final portfolio of stocks based on consideration of factors including, but not limited to:

**Industry Revenue** - Companies that derive material revenue from the digital gaming industry;

**Industry Content** - Companies that own valuable content in the form of popular gaming franchises;

**Industry Technology** - Companies that possess differentiated next-generation technologies related to the creation and delivery of video games; and

**Growth** - Companies with a history of and prospects for above-average growth of sales and earnings.

## Digital Gaming Portfolio

|                      |           |
|----------------------|-----------|
| Symbol               | GAME194   |
| Term of trust        | 15 months |
| Offering period      | 3 months  |
| Sales charge         | 1.85%     |
| Number of securities | 19        |

## Invest with a leader<sup>3</sup>

■ **\$146 billion.** Equity and fixed income unit trust initial deposits since 1976.

■ **70+ years.** Industry experience in analysis, surveillance and securities selection.

1 Source: Digital & Physical Sales Information - NPD Group.

2 Source: Annual Viewership (mn) and revenue (\$mn) for eSports and professional sports leagues, 2017A; eSports annual viewership and revenue from Newzoo, shows enthusiasts only, Marketwatch, Nielsen, CBS, Forbes, ESPN, Goldman Sachs Global Investment Research.

3 As of Sept. 30, 2019, through Invesco Unit Investment Trusts and predecessor firms.

| Trust specifics                                  |                        |
|--|------------------------|
| Deposit information                              |                        |
| Public offering price per unit <sup>1</sup>      | \$10.00                |
| Minimum investment (\$250 for IRAs) <sup>2</sup> | \$1,000.00             |
| Deposit date                                     | 12/05/19               |
| Termination date                                 | 03/04/21               |
| Distribution dates                               | 25th day of each month |
| Record dates                                     | 10th day of each month |
| Estimated initial distribution month             | 06/20                  |
| Term of trust                                    | 15 months              |
| NASDAQ symbol                                    | IDGGGX                 |

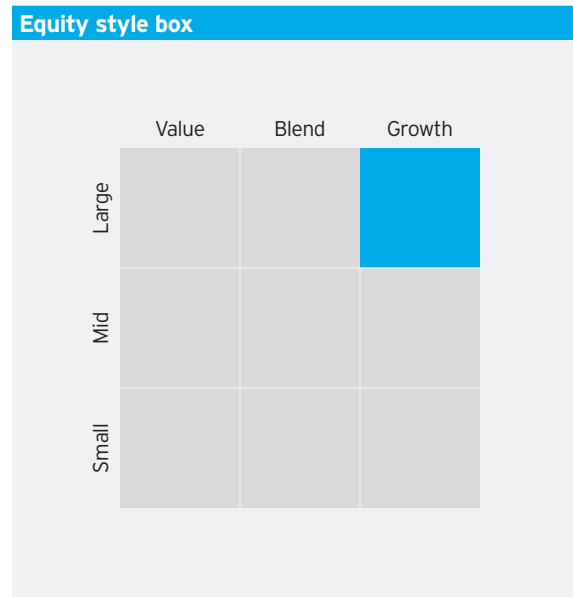
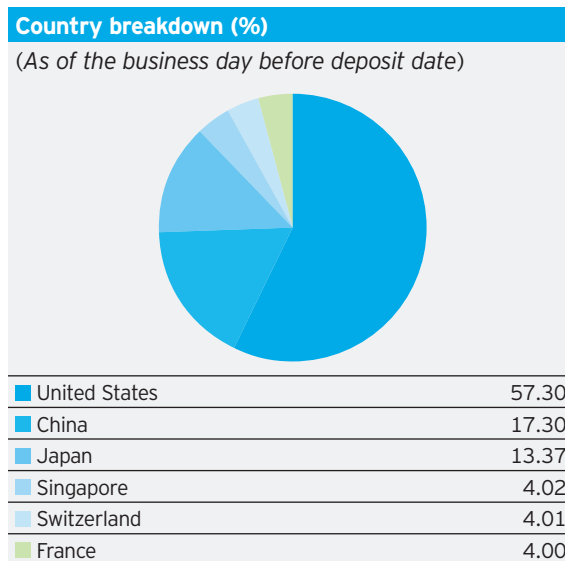
| GAME194 Sales charge and CUSIPs         |             |
|---|-------------|
| Brokerage Sales charge <sup>3</sup>     |             |
| Deferred sales charge                   | 1.35%       |
| Creation and development fee            | 0.50%       |
| Total sales charge                      | 1.85%       |
| Last deferred sales charge payment date | 09/10/20    |
| CUSIPs                                  |             |
| Cash                                    | 46146C-17-6 |
| Reinvest                                | 46146C-18-4 |

| Fee-based Sales charge   |             |
|--|-------------|
| Fee-based sales charge*  | 0.50%       |
| CUSIPs   |             |
| Fee-based cash   | 46146C-19-2 |
| Fee-based reinvest   | 46146C-20-0 |
| Historical 12 month distribution rate <sup>†</sup> (fee based) | 0.34%       |

## Objective

The Portfolio seeks to provide the potential for capital appreciation. The Portfolio seeks to achieve its objective by investing in a portfolio of common stocks and American Depositary Receipts (“ADRs”) of companies that produce and distribute leading products and services related to the global digital gaming industry.

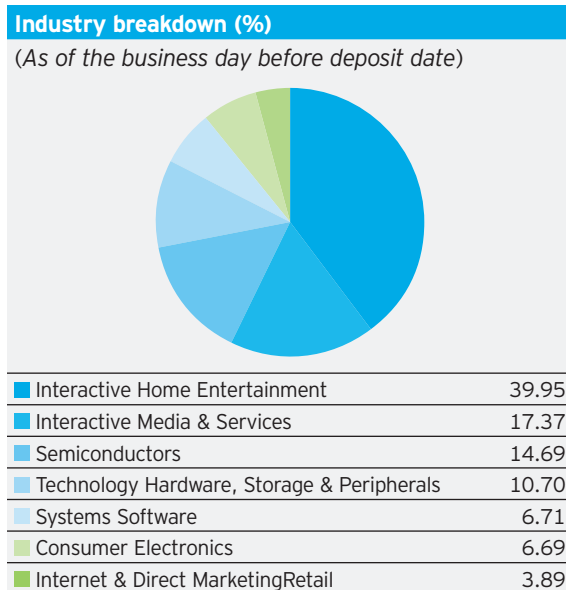
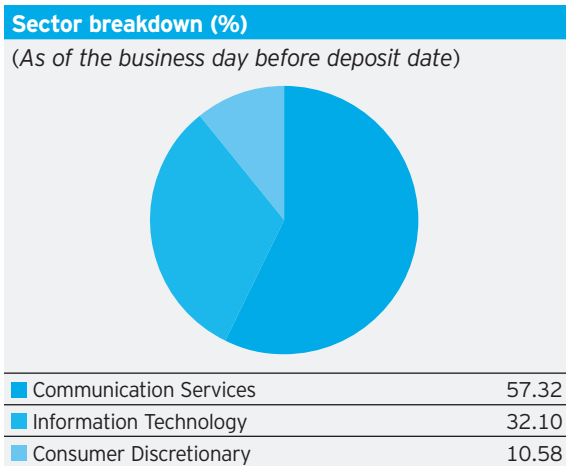
| Portfolio composition <sup>4</sup> (As of the deposit date) |       |                              |      |
|---|-------|------------------------------|------|
| Communication Services                                      |       | Consumer Discretionary       |      |
| Activision Blizzard, Inc.                                   | ATVI  | Amazon.com, Inc.             | AMZN |
| Alphabet, Inc. - CL A                                       | GOOGL | Sony Corporation - ADR       | SNE  |
| Electronic Arts, Inc.                                       | EA    | Information Technology       |      |
| Facebook, Inc. - CL A                                       | FB    | Advanced Micro Devices, Inc. | AMD  |
| HUYA, Inc. - ADR  | HUYA  | Apple, Inc.                  | AAPL |
| NetEase, Inc. - ADR   | NTES  | Intel Corporation            | INTC |
| Nintendo Company, Ltd. - ADR                                | NTDOY | Logitech International, S.A. | LOGI |
| Sea, Ltd. - ADR   | SE    | Microsoft Corporation        | MSFT |
| Take-Two Interactive Software, Inc.                         | TTWO  | NVIDIA Corporation           | NVDA |
| Tencent Holdings, Ltd. - ADR                                | TCEHY |                              |      |
| Ubisoft Entertainment, S.A. - ADR                           | UBSFY |                              |      |



The style characteristics of the Portfolio are determined as of the initial date of deposit. For a complete description of these characteristics refer to the following page.

\* Investors in fee-based accounts will not be assessed the initial and deferred sales charge for eligible fee-based purchases (but will be subject to the creation and development fee) and must purchase units with a fee-based CUSIP.

† The historical 12 month distributions per unit and each historical 12 month distribution rate of the securities included in the trust are for illustrative purposes only and are not indicative of the trust's actual distributions or distribution rate. The historical 12 month distributions per unit amount is based upon the weighted average of the actual distributions paid by the securities included in the trust over the 12 months preceding the trust's deposit date, and is reduced to account for the effects of fees and expenses which will be incurred when investing in a trust. Each historical 12 month distribution rate is calculated by dividing the historical 12 month distributions amount by the trust's initial \$10 public offering price per unit. There is no guarantee the issuers of the securities included in the trust will declare dividends or distributions in the future. The distributions paid by the trust, as well as the corresponding rates, may be higher or lower than the figures shown due to certain factors that may include, but are not limited to, a change in the dividends or distributions paid by issuers, actual expenses incurred, currency fluctuations, the sale of trust securities to pay any deferred sales charges, trust fees and expenses, variations in the trust's per unit price, or with the call, maturity or the sale of securities in the trust. Distributions made by certain securities in the trust may include non-ordinary income.



1 Including sales charges. As of deposit date.

2 Represents the value of 100 units on the deposit date. The value of the minimum investment amount of 100 units may be greater or less than \$1,000 following the deposit date.

3 Assuming a public offering price of \$10 per unit. There is no initial sales charge if the public offering price per unit is \$10 or less. If the public offering price per unit exceeds \$10, an initial sales charge is paid at the time of purchase. The per unit amount of the initial sales charge is 1.85% of the dollar amount that the public offering price per unit exceeds \$10.

4 The trust portfolio is provided for informational purposes only and should not be deemed as a recommendation to buy or sell the individual securities shown on the previous page. Subject to change.

## About risk

There is no assurance the trust will achieve its investment objective. An investment in this unit investment trust is subject to market risk, which is the possibility that the market values of securities owned by the trust will decline and that the value of trust units may therefore be less than what you paid for them. This trust is unmanaged and its portfolio is not intended to change during the trust's life except in limited circumstances. Accordingly, you can lose money investing in this trust. The trust should be considered as part of a long-term investment strategy and you should consider your ability to pursue it by investing in successive trusts, if available. You will realize tax consequences associated with investing from one series to the next.

Common stocks do not assure dividend payments. Dividends are paid only when declared by an issuer's board of directors and the amount of any dividend may vary over time. There can be no guarantee or assurance that companies will declare dividends in the future or that if declared, they will remain at current levels or increase over time.

The financial condition of an issuer may worsen or its credit ratings may drop, resulting in a reduction in the value of your Units. This may occur at any point in time, including during the initial offering period.

You could experience dilution of your investment if the size of the Portfolio is increased as Units are sold. There is no assurance that your investment will maintain its proportionate share in the Portfolio's profits and losses.

Stocks of foreign companies in the Portfolio present risks beyond those of U.S. issuers. These risks may include market and political factors related to the company's foreign market, international trade conditions, less regulation, smaller or less liquid markets, increased volatility, differing accounting practices and changes in the value of foreign currencies.

The Portfolio invests exclusively in companies operating in the global digital gaming industry, resulting in a concentration in both the communications services sector as well as the information technology sector. Negative developments in this industry or sectors will affect the value of your investment more than would be the case in a more diversified investment.

The Portfolio holds a relatively small number of stocks. You may encounter more price volatility than would occur in an investment diversified among a greater number of stocks.

Value, blend and growth are types of investment styles. Growth investing generally seeks stocks that offer the potential for greater-than-average earnings growth, and may entail greater risk than value or blend investing. Value investing generally seeks stocks that may be sound investments but are temporarily out of favor in the marketplace, and may entail less risk than growth investing. A blend investment combines the two styles.

NOT FDIC INSURED | MAY LOSE VALUE | NO BANK GUARANTEE

**Before investing, investors should carefully read the prospectus and consider the investment objectives, risks, charges and expenses. For this and more complete information about the trust, investors should ask their advisor(s) for a prospectus or download one at [invesco.com/uit](https://www.invesco.com/uit).**

This does not constitute a recommendation of any investment strategy or product for a particular investor. Investors should consult a financial professional before making any investment decisions.

Invesco unit investment trusts are distributed by the Sponsor, Invesco Capital Markets, Inc. and broker dealers including Invesco Distributors, Inc. Both firms are indirect, wholly owned subsidiaries of Invesco Ltd.

Invesco ■ 11 Greenway Plaza, Suite 1000 ■ Houston, TX 77046-1188