



# European Dividend Sustainability Portfolio 2020-2

## A fundamental unit trust

### Trust specifics

#### Deposit information

Public offering price per unit <sup>†</sup>	\$10.00
Minimum investment (\$250 for IRAs) <sup>2</sup>	\$1,000.00
Deposit date	05/06/20
Termination date	05/04/22
Distribution dates	25th day of each September, December, March and June
Record dates	10th day of each September, December, March and June

Estimated initial distribution month <sup>†</sup>	09/20
Term of trust	24 months
NASDAQ symbol	IEPDDX
Historical 12 month distributions <sup>†</sup>	\$0.18382

#### EDST202 Sales charge and CUSIPs

#### Brokerage

#### Sales charge<sup>3</sup>

Deferred sales charge	2.25%
Creation and development fee	0.50%
Total sales charge	2.75%
Last deferred sales charge payment date	02/10/21

#### CUSIPs

Cash	46147C-22-5
Reinvest	46147C-23-3
Historical 12 month distribution rate <sup>†</sup>	1.83%

#### Fee-based

#### Sales charge<sup>3</sup>

Fee-based sales charge	0.50%
------------------------	-------

#### CUSIPs

Fee-based cash	46147C-24-1
Fee-based reinvest	46147C-25-8
Historical 12 month distribution rate <sup>†</sup> (fee-based)	1.88%

Investors in fee-based accounts will not be assessed the deferred sales charge for eligible fee-based purchases and must purchase units with a Fee-based CUSIP.

<sup>†</sup> The historical 12 month distributions per unit and each historical 12 month distribution rate of the securities included in the trust are for illustrative purposes only and are not indicative of the trust's actual distributions or distribution rate. The historical 12 month distributions per unit amount is based upon the weighted average of the actual distributions paid by the securities included in the trust over the 12 months preceding the trust's deposit date, and is reduced to account for the effects of fees and expenses which will be incurred when investing in a trust. Each historical 12 month distribution rate is calculated by dividing the historical 12 month distributions amount by the trust's initial \$10 public offering price per unit. There is no guarantee the issuers of the securities included in the trust will declare dividends or distributions in the future. The distributions paid by the trust, as well as the corresponding rates, may be higher or lower than the figures shown due to certain factors that may include, but are not limited to, a change in the dividends or distributions paid by issuers, actual expenses incurred, currency fluctuations, the sale of trust securities to pay any deferred sales charges, trust fees and expenses, variations in the trust's per unit price, or with the call, maturity or the sale of securities in the trust. Distributions made by certain securities in the trust may include non-ordinary income. The Trustee will make distributions of income and capital on each monthly distribution date to unitholders of record on the preceding record date, provided that the total cash held for distribution equals at least \$0.01 per unit. Undistributed income and capital will distribute in the next month in which the total cash held for distribution equals at least \$0.01 per unit.

### Objective

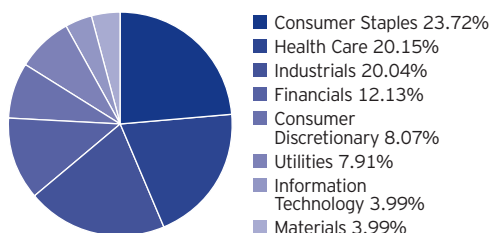
The Portfolio seeks above average capital appreciation. The Portfolio seeks to achieve its objective by investing in a portfolio of stocks and American Depositary Receipts ("ADRs") of companies selected by the Sponsor, Invesco Capital Markets, Inc., from the S&P Europe 350 Dividend Aristocrats Index. The S&P Europe 350 Dividend Aristocrats Index consists of stocks of those companies in the S&P 350 Index that have increased their actual dividend payments in each of the last 10 years.

### Portfolio composition<sup>4</sup> (As of the business day before deposit date)

Country	Company	Symbol
Belgium	Groupe Bruxelles Lambert S.A.	GBLB BB
Denmark	Novo Nordisk A/S - ADR	NVO
France	Hermes International	RMS FP
	L'Oreal S.A.	OR FP
	LVMH Moet Hennessy Louis Vuitton SE	MC FP
	Sanofi - ADR	SNY
Germany	Fresenius SE & Company KGaA	FRE GR
Ireland	Kerry Group plc - CL A	KYG ID
Netherlands	Unilever NV	UNA NA
	Wolters Kluwer NV	WKL NA
Spain	Red Electrica Corporacion S.A.	REE SM
Switzerland	Nestle S.A. - ADR	NSRGY
	Novartis AG - ADR	NVS
	Partners Group Holding AG	PGHN SW
	Roche Holding AG	RO SW
United Kingdom	Ashtead Group plc	AHT LN
	BAE Systems plc - ADR	BAESY
	British American Tobacco plc - ADR	BTI
	Diageo plc - ADR	DEO
	Experian PLC	EXPN LN
	Halma plc	HLMA LN
	Intertek Group plc	ITRK LN
	Johnson Matthey plc	JMAT LN
	Prudential plc - ADR	PUK
	SSE plc - ADR	SSEZY

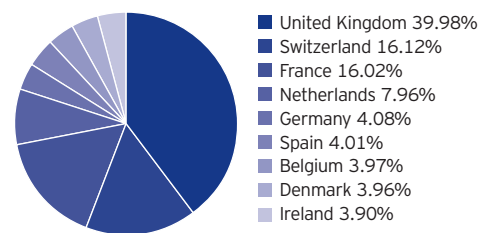
### Sector breakdown

(As of the business day before deposit date)

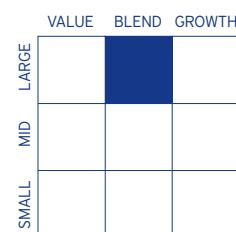


### Country breakdown

(As of the business day before deposit date)



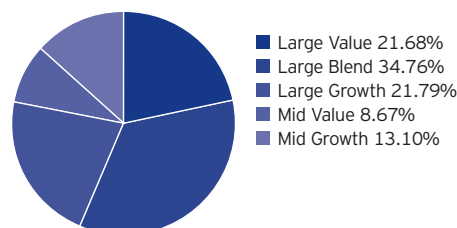
### Equity style analysis



The style characteristics of the Portfolio are determined as of the initial date of deposit. For a complete description of these characteristics refer to the following page.

### Style breakdown

(As of the business day before deposit date)



Source: Morningstar, Inc.

---

## About risk

There is no assurance the trust will achieve its investment objective. An investment in this unit investment trust is subject to market risk, which is the possibility that the market values of securities owned by the trust will decline and that the value of trust units may therefore be less than what you paid for them. This trust is unmanaged and its portfolio is not intended to change during the trust's life except in limited circumstances. Accordingly, you can lose money investing in this trust. The trust should be considered as part of a long-term investment strategy and you should consider your ability to pursue it by investing in successive trusts, if available. You will realize tax consequences associated with investing from one series to the next.

Common stocks do not assure dividend payments. Dividends are paid only when declared by an issuer's board of directors and the amount of any dividend may vary over time. There can be no guarantee or assurance that companies will declare dividends in the future or that if declared, they will remain at current levels or increase over time.

The financial condition of an issuer may worsen or its credit ratings may drop, resulting in a reduction in the value of your Units. This may occur at any point in time, including during the initial offering period.

You could experience dilution of your investment if the size of the Portfolio is increased as Units are sold. There is no assurance that your investment will maintain its proportionate share in the Portfolio's profits and losses.

Investing in foreign securities involves certain risks not typically associated with investing solely in the United States. This may magnify volatility due to changes in foreign exchange rates, the political and economic uncertainties in foreign countries, and the potential lack of liquidity, government supervision and regulation.

The Portfolio is concentrated in securities issued by companies domiciled in the United Kingdom. As a result, political or economic developments in the United Kingdom may have a significant impact on the securities included in the portfolio.

Value, blend and growth are types of investment styles. Growth investing generally seeks stocks that offer the potential for greater-than-average earnings growth, and may entail greater risk than value or blend investing. Value investing generally seeks stocks that may be sound investments but are temporarily out of favor in the marketplace, and may entail less risk than growth investing. A blend investment combines the two styles.

The S&P Europe 350 Dividend Aristocrats Index measures the performance of S&P Europe 350 constituents that have followed a policy of consistently increasing dividends every year for at least 10 consecutive years. It is not possible to invest directly into an index.

1 Including sales charges. As of deposit date.

2 Represents the value of 100 units on the deposit date. The value of the minimum investment amount of 100 units may be greater or less than \$1,000.00 following the deposit date.

3 Assuming a public offering price of \$10 per unit. There is no initial sales charge if the public offering price per unit is \$10 or less. If the public offering price per unit exceeds \$10, an initial sales charge is paid at the time of purchase. The per unit amount of the initial sales charge is 2.75% of the dollar amount that the public offering price per unit exceeds \$10.

4 The trust portfolio is provided for informational purposes only and should not be deemed as a recommendation to buy or sell the individual securities shown on the previous page. Subject to change.

---

NOT FDIC INSURED | MAY LOSE VALUE | NO BANK GUARANTEE

***Before investing, investors should carefully read the prospectus and consider the investment objectives, risks, charges and expenses. For this and more complete information about the trust(s), investors should ask their advisor(s) for a prospectus or download one at [invesco.com/uit](https://www.invesco.com/uit).***

This does not constitute a recommendation of any investment strategy or product for a particular investor. Investors should consult a financial professional before making any investment decisions.

Invesco unit investment trusts are distributed by the Sponsor, Invesco Capital Markets, Inc. and broker dealers including Invesco Distributors, Inc. Both firms are indirect, wholly owned subsidiaries of Invesco Ltd.