



WINNER
THREE YEARS RUNNING
INTERNATIONAL INCOME
Invesco Global Equity Income Trust



Following shareholder approval, Franklin Global Trust was merged into Invesco Global Equity Income Trust and shares in the enlarged company began trading on 2 March 2026. Please refer to the IGET website for further details.

Why invest in this trust

- 1 A focus on finding quality companies at attractive prices that can grow cashflows, to provide income and growth for investors.
- 2 A high-conviction, high active share, globally diversified portfolio of around 40-60 holdings spread across sectors, geographies and market capitalisation.
- 3 An annual dividend target of at least 4% set by IGET's Board, ensuring a focus on delivering predictable income.



Portfolio Manager: Stephen Anness (pictured) and Joe Dowling (Deputy Portfolio Manager)

Key facts

Launched	November 2006
Ticker	IGET.L
ISIN	GB00B1DQ6472
Sedol	B1DQ647
AIC sector	Global Equity Income
Number of holdings	48
Total assets	£474.2m
Ordinary shares	
Share price	385.0p
Cum-Income NAV (debt at fair value)	381.5p
Premium ¹	0.9%
Dividend yield ²	3.5%
Gearing	0.7%
Ongoing charge (incl AMF)	0.68%

Shares in issue

Ordinary shares	123,391,314
-----------------	-------------

Dividend policy

The dividend policy is designed to pay an annual income of at least 4% calculated on the unaudited year end NAV. This will be paid quarterly in equal amounts so that shareholders have clarity of the income provided for the year ahead.

Investment objective

The Invesco Global Equity Income Investment Trust aims to provide an attractive level of predictable income and capital appreciation over the long term, predominately through investment in a diversified portfolio of equities worldwide.

Ordinary share price, NAV and index cumulative performance

	6 months	1 Year	3 Years	5 Years	10 Years	% growth
Share price	3.1	26.2	85.3	100.6	242.8	
Net Asset Value	5.6	25.0	58.6	90.4	238.5	
MSCI World Index (£) Total Return	3.3	27.0	58.6	73.9	254.9	

Standardised rolling 12-month performance

	31.03.21	31.03.22	31.03.23	31.03.24	31.03.25	31.03.26	% growth
Ordinary Share Price	16.7	2.8	16.1	27.5	9.4		
Net Asset Value	14.1	10.9	19.0	8.0	12.0		
MSCI World Index (£) Total Return	15.4	-1.0	22.5	4.8	16.4		

Past performance is not a guide to future returns. Ordinary share price performance figures have been calculated using daily closing prices with dividends reinvested.

NAV performance figures have been calculated using daily NAV with dividends reinvested.

The NAV used includes current period revenue and values debt at fair. The MSCI World Index (£) Total Return performance shown is total return (net of withholding tax).

All performance figures are in sterling as at 30 April 2026 except where otherwise stated. Standardised past performance figures are updated on a quarterly basis. Source: Morningstar.

Manager biography

Stephen is head of the Henley-based Global Equities team and manages multiple portfolios in the global equity income & growth strategy. Stephen began his investment career at Invesco within the Henley-based UK Equities team in July 2002 as a trainee analyst. Having come through the investment team ranks, Stephen started managing UK equity portfolios in September 2004 and took on the management of his first UK fund in 2008, before moving to the Henley-based Global Equities team at the end of 2012. Stephen has been a key part of the idea generation and stock selection process in global equity portfolios since 2009. He took over responsibility for the global equity income strategy in December 2019, having previously managed the team's global opportunities strategy. Stephen holds a BSc in Economics, the Securities Institute Diploma, the Investment Management Certificate from the CFA Society of the UK and has studied Corporate Finance at the London Business School.

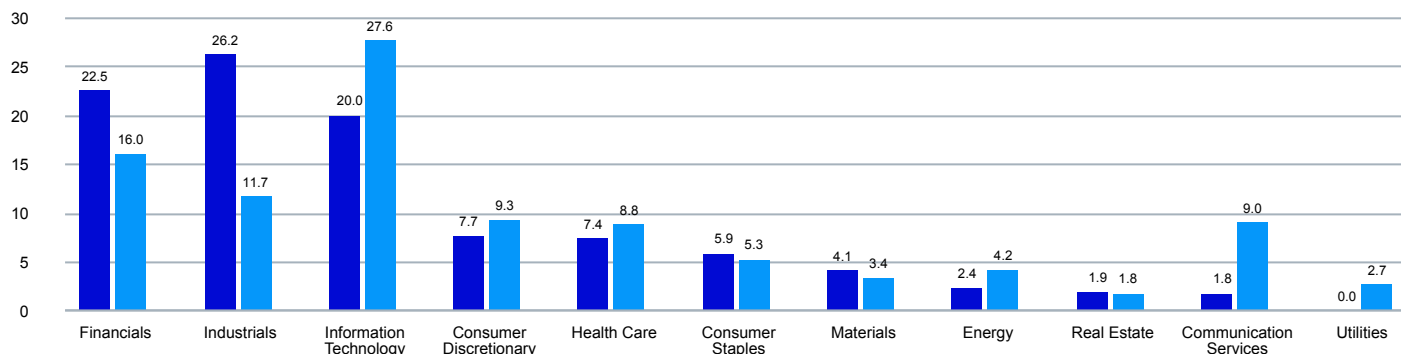
Joe is a fund manager for the Henley-based Global Equities team, managing portfolios in the global founders & owners and global equity income & growth strategies. After working for Invesco over two separate internships whilst studying at Bath University, Joe returned to work as an analyst for the Henley-based Global Equities team full-time in July 2013. During his internship, he rotated through the Henley investment community's global equity, global equity income and global smaller companies groups. Joe holds a BSc in Business Administration from the University of Bath and the Investment Management Certificate from the CFA Society of the UK.

¹ Should the Company trade on a discount, the Board intends to use ad-hoc share buy-backs to seek to maintain a mid-single digit discount in normal market conditions.

² The total declared and prospective dividends for the current financial year, expressed as a percentage of the trust's value calculated at the month end close price. Please note that a new dividend policy was introduced in May 2024, which is designed to pay shareholders at least 4% of unaudited NAV at the end of the Financial Year. The yield is indicative only and is not guaranteed.

Sector breakdown

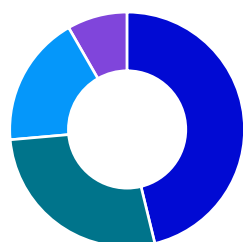
Trust Index



Top 10 holdings

Company	Country	% portfolio
Texas Instruments	United States	6.0
3i	United Kingdom	5.2
AIA	Hong Kong	4.7
Canadian Pacific Kansas City	Canada	4.6
Dell Technologies	United States	3.9
Rolls-Royce	United Kingdom	3.8
Taiwan Semiconductor Manufacturing	Taiwan	3.6
Coca-Cola Europacific Partners	United Kingdom	3.3
Microsoft	United States	3.0
London Stock Exchange	United Kingdom	2.9
Total		41.0

Geographic allocation




%	RegionalCountry
46.2	North America
27.4	United Kingdom
18.1	Europe
8.3	Pacific Rim - ex Japan

Style Box

	Value	Blend	Growth	
				Large
				Mid
				Small

10 year dividend payment history (pence/share)



Source: Morningstar.

Please note that these charts may include dividends declared but not yet paid.

Past performance is not a guide to future returns

Financial calendar and dividend information

Year end	31 May
Annual financial report published	September
Half-yearly financial report published	February
Dividend payment dates	August, November, February and May
Annual general meeting	October

General information

The ordinary shares of the Company are listed on the London Stock Exchange. On an annual basis, shareholder approval is sought to authorise the buy back and issue of shares. This enables the Company to respond to an excess of supply or demand for the Company's shares in the market.

Invesco Global Equity Income Trust plc

As at 30 April 2026

Investment risks

The value of investments and any income will fluctuate (this may partly be as a result of exchange rate fluctuations) and investors may not get back the full amount invested.

The product uses derivatives for efficient portfolio management which may result in increased volatility in the NAV.

The use of borrowings may increase the volatility of the NAV and may reduce returns when asset values fall.

The product invests in emerging and developing markets, where difficulties in relation to market liquidity, dealing, settlement and custody problems could arise.

Important information

This document is marketing material and is not intended as a recommendation to invest in any particular asset class, security or strategy. Regulatory requirements that require impartiality of investment/investment strategy recommendations are therefore not applicable nor are any prohibitions to trade before publication.

Views and opinions are based on current market conditions and are subject to change.

If investors are unsure if this product is suitable for them, they should seek advice from a financial adviser.

For more information, please refer to the following documents: the Key Information Document (KID), the Alternative Investment Fund Managers Directive document (AIFMD), and the latest Annual or Half-Yearly Financial Reports. These documents are available upon request using the contact details shown and on the Company's website.

Continuation vote

The Company intends to put forward a vote at the AGM in 2026 for the continuation of the Company. If the 2026 continuation vote is passed the Company will put forward a continuation vote at the AGM in 2031 and, if passed, at each fifth AGM thereafter.

Fund ratings

- Kepler Trust Intelligence Growth Rating: You can read the methodology on the Kepler website: <https://www.trustintelligence.co.uk/investor/articles/2023-our-ratings>
- CityWire Award: <https://citywire.com/wealth-manager/tag/awards>

Style box

- The Morningstar Style Box gives financial advisers, investors, and fund managers a way to understand quickly the positioning of a share fund. By providing an easy-to-understand visual representation of fund characteristics, the Morningstar Style Box allows informed comparisons and portfolio construction based on what stocks funds actually hold, rather than on assumptions based on a fund's name or other factors. For more information, please visit Morningstar website: <https://www.morningstar.co.uk/>

Further information**Client services**

Telephone 0800 085 8677
Email enquiry@invesco.com

Telephone calls may be recorded.
www.invesco.co.uk/globalequity

Issued by Invesco Fund Managers Limited, Perpetual Park, Perpetual Park Drive, Henley-on-Thames, Oxfordshire RG9 1HH, UK

Authorised and regulated by the Financial Conduct Authority