



New World Leaders Portfolio 2023-3

A fundamental unit trust

Trust specifics

Deposit information

Public offering price per unit ¹	\$10.00
Minimum investment (\$250 for IRAs) ²	\$1,000.00
Deposit date	09/11/23
Termination date	12/16/24

Distribution dates	25th day of January, April and July
Record dates	10th day of January, April and July

Term of trust	15 months
Symbol	ILDBCI
Historical 12 month distributions [†]	\$0.2384

LDRS233 Sales charge and CUSIPs

Brokerage

Sales charge³

Deferred sales charge	1.35%
Creation and development fee	0.50%
Total sales charge ⁴	1.85%
Last deferred sales charge payment date	06/10/24

CUSIPs

Cash	46147D-70-2
Reinvest	46147D-71-0
Historical 12 month distribution rate [†]	2.38%

Fee-based

Sales charge³

Fee-based sales charge	0.50%
------------------------	-------

CUSIPs

Fee-based cash	46147D-72-8
Fee-based reinvest	46147D-73-6
Historical 12 month distribution rate [†] (fee-based)	2.42%

Investors in fee-based accounts will not be assessed the deferred sales charge for eligible fee-based purchases and must purchase units with a fee-based CUSIP.

[†] The historical 12 month distributions per unit and each historical 12 month distribution rate of the securities included in the trust are for illustrative purposes only and are not indicative of the trust's actual distributions or distribution rate. The historical 12 month distributions per unit amount is based upon the weighted average of the actual distributions paid by the securities included in the trust over the 12 months preceding the trust's deposit date, and is reduced to account for the effects of fees and expenses which will be incurred when investing in a trust. Each historical 12 month distribution rate is calculated by dividing the historical 12 month distributions amount by the trust's initial \$10 public offering price per unit. There is no guarantee the issuers of the securities included in the trust will declare dividends or distributions in the future. Due to the negative economic impact across many industries caused by the recent COVID-19 outbreak, certain issuers of the securities included in the trust may elect to reduce the amount of, or cancel entirely, dividends and/or distributions paid in the future. As a result, the historical 12 month distributions per unit and each historical 12 month distribution rate will likely be higher, and in some cases significantly higher, than the actual distribution rate achieved by the trust. The distributions paid by the trust, as well as the corresponding rates, may be higher or lower than the figures shown due to certain factors that may include, but are not limited to, a change in the dividends or distributions paid by issuers, actual expenses incurred, currency fluctuations, the sale of trust securities to pay any deferred sales charges, trust fees and expenses, variations in the trust's per unit price, or with the call, maturity or the sale of securities in the trust. Distributions made by certain securities in the trust may include non-ordinary income.

Objective

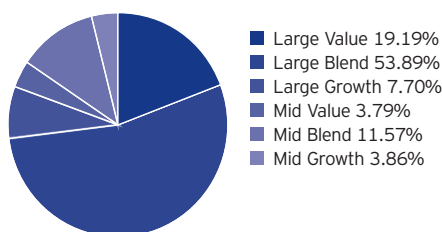
The Portfolio seeks to provide current income and the potential for capital appreciation. The Portfolio seeks to achieve its objective by investing in a portfolio of domestic stocks and American Depositary Receipts ("ADRs") of leading global companies. In selecting the Portfolio, the Sponsor targeted global companies headquartered in developed nations with operations and/or a business presence throughout the world, including in emerging market nations.

Portfolio composition (As of the business day before deposit date)

Communication Services		Health Care	
Nintendo Company, Ltd. - ADR	NTDOY	Abbott Laboratories	ABT
Vodafone Group plc - ADR	VOD	Becton, Dickinson and Company	BDX
Consumer Discretionary		Industrials	
Kering S.A. - ADR	PPRUY	A.O. Smith Corporation	AOS
LVMH Moët Hennessy Louis Vuitton S.A. - ADR	LVMUY	Experian plc - ADR	EXPGY
NIKE, Inc. - CL B	NKE	Nordson Corporation	NDSN
Yum! Brands, Inc.	YUM	Information Technology	
Consumer Staples		Broadcom, Inc.	AVGO
Brown-Forman Corporation - CL B	BF/B	QUALCOMM, Inc.	QCOM
Coca-Cola Company	KO	Texas Instruments, Inc.	TXN
Estee Lauder Companies, Inc. - CL A	EL	Materials	
Nestle S.A. - ADR	NSRGY	Celanese Corporation	CE
Procter & Gamble Company	PG	Real Estate	
Energy		American Tower Corporation	AMT
Chevron Corporation	CVX		
Shell plc - ADR	SHEL		
Financials			
DBS Group Holdings, Ltd. - ADR	DBSDY		
HSBC Holdings plc - ADR	HSBC		

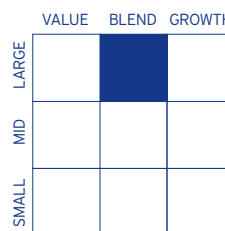
Style breakdown

(As of the business day before deposit date)



Source: Morningstar, Inc.

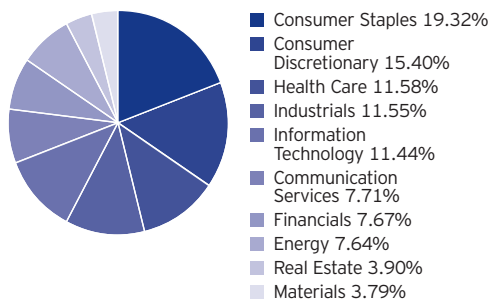
Equity style analysis



The style characteristics of the Portfolio are determined as of the initial date of deposit. For a complete description of these characteristics refer to the following page.

Portfolio diversification

(As of the business day before deposit date)



See page 2 for the footnotes on trust specifics.

Selection process:

Universe: Domestic stocks and ADRs

1. **Segment Analysis.** Analyze company financial statements and reports to assess the exposure to foreign markets and emerging markets.
2. **Dividend Analysis.** Focus on attractive yields from companies with healthy dividend payout ratios, earnings growth estimates and margins to sustain the dividend.
3. **Sector Representation.** Since much of the GDP growth in emerging markets is tied to the increasing impact of the emerging market consumer, the Portfolio is significantly invested in the consumer staples and consumer discretionary sectors.
4. Approximate equal-weighted across all securities.
5. U.S. equities and ADRs, diversified across multiple sectors.

There can be no guarantee or assurance that companies will declare dividends in the future or that if declared, they will remain at current levels or increase over time. Diversification does not ensure a profit or eliminate the risk of loss.

About risk

There is no assurance the trust will achieve its investment objective. An investment in this unit investment trust is subject to market risk, which is the possibility that the market values of securities owned by the trust will decline and that the value of trust units may therefore be less than what you paid for them. This trust is unmanaged and its portfolio is not intended to change during the trust's life except in limited circumstances. Accordingly, you can lose money investing in this trust. The trust should be considered as part of a long-term investment strategy and you should consider your ability to pursue it by investing in successive trusts, if available. You will realize tax consequences associated with investing from one series to the next.

Common stocks do not assure dividend payments. Dividends are paid only when declared by an issuer's board of directors and the amount of any dividend may vary over time. There can be no guarantee or assurance that companies will declare dividends in the future or that if declared, they will remain at current levels or increase over time.

The financial condition of an issuer may worsen or its credit ratings may drop, resulting in a reduction in the value of your Units. This may occur at any point in time, including during the initial offering period.

You could experience dilution of your investment if the size of the Portfolio is increased as Units are sold. There is no assurance that your investment will maintain its proportionate share in the Portfolio's profits and losses.

Investing in foreign securities involves certain risks not typically associated with investing solely in the United States. This may magnify volatility due to changes in foreign exchange rates, the political and economic uncertainties in foreign countries, and the potential lack of liquidity, government supervision and regulation.

Value, blend and growth are types of investment styles. Growth investing generally seeks stocks that offer the potential for greater-than-average earnings growth, and may entail greater risk than value or blend investing. Value investing generally seeks stocks that may be sound investments but are temporarily out of favor in the marketplace, and may entail less risk than growth investing. A blend investment combines the two styles.

1 Including sales charges. As of deposit date.

2 Represents the value of 100 units on the deposit date.

The value of the minimum investment amount of 100 units may be greater or less than \$1,000.00 following the deposit date.

3 Assuming a public offering price of \$10 per unit.

4 There is no initial sales charge if the public offering price per unit is \$10 or less. If the public offering price per unit exceeds \$10, an initial sales charge is paid at the time of purchase. The per unit amount of the initial sales charge is 1.85% of the dollar amount that the public offering price per unit exceeds \$10.

Before investing, investors should carefully read the prospectus and consider the investment objectives, risks, charges and expenses. For this and more complete information about the trust(s), investors should ask their financial professional(s) for a prospectus or download one at [invesco.com/uit](https://www.invesco.com/uit).

This does not constitute a recommendation of any investment strategy or product for a particular investor. Investors should consult a financial professional before making any investment decisions.

Invesco unit investment trusts are distributed by the Sponsor, Invesco Capital Markets, Inc. and broker dealers including Invesco Distributors, Inc. Both firms are indirect, wholly owned subsidiaries of Invesco Ltd.