

# Invesco Senior Loan ETF

**BKLN**

## Fund description

The Invesco Senior Loan ETF (Fund) is based on the Morningstar LSTA US Leveraged Loan 100 Index (Index). The Fund will normally invest at least 80% of its total assets in the component securities that comprise the Index. The Index is designed to track the market-weighted performance of the largest institutional leveraged loans based on market weightings, spreads and interest payments. The Fund does not purchase all of the securities in the Index; instead, the Fund utilizes a "sampling" methodology to seek to achieve its investment objective. The Fund and the Index are rebalanced and reconstituted bi-annually, in June and December.

**The adviser has contractually agreed to waive fees and/or pay certain Fund expenses through at least Aug. 31, 2026.**

## ETF information

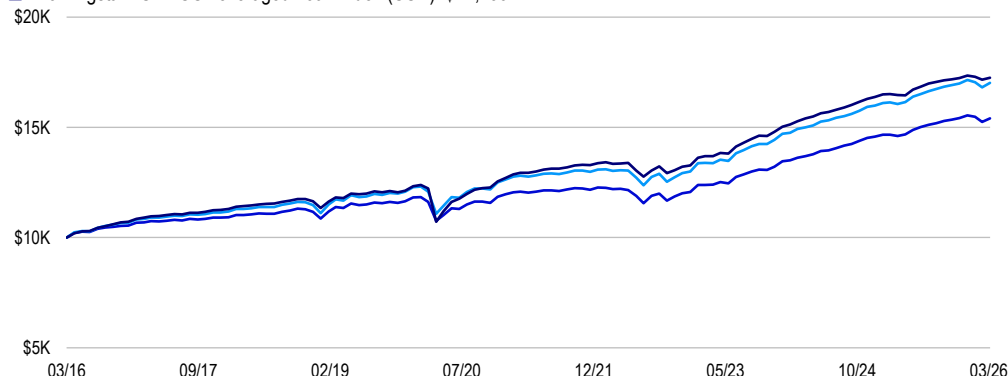
Fund name	Invesco Senior Loan ETF
Fund ticker	BKLN
CUSIP	46138G508
Intraday NAV	BKLNIV
30 day SEC unsubsidized yield	6.80%
30 day SEC yield	6.81%
Holdings	166
Management fee	0.65%
Total expense ratio	0.67%
Listing exchange	NYSE Arca

## Underlying index data

Index provider	Morningstar, Inc
Index name	Morningstar LSTA US Leveraged Loan 100 Index (USD)
Bloomberg index ticker	SPBDLL

## Growth of \$10,000

- Invesco Senior Loan ETF: \$15,407
- Morningstar LSTA US Leveraged Loan 100 Index (USD): \$17,018
- Morningstar LSTA US Leveraged Loan Index (USD): \$17,253



Data beginning 10 years prior to the ending date of March 31, 2026. Fund performance shown at NAV.

## Performance as at March 31, 2026

Performance (%)	YTD	1Y	3Y	5Y	10Y	Fund inception
ETF - NAV	-0.85	5.55	7.52	5.05	4.42	3.74
ETF - Market Price	-1.61	5.35	7.42	5.00	4.34	3.67
Underlying index	-0.78	5.94	8.35	5.91	5.46	4.54
Benchmark <sup>1</sup>	-0.55	4.81	8.00	5.93	5.61	4.79

## Calendar year performance (%)

	2025	2024	2023	2022	2021	2020	2019	2018	2017	2016
ETF - NAV	6.66	8.20	11.64	-1.68	2.54	1.17	8.83	-0.55	2.38	8.90
Underlying index	7.24	8.70	13.20	-0.68	3.54	2.84	10.65	-0.62	3.31	10.88
Benchmark <sup>1</sup>	5.90	8.95	13.32	-0.77	5.20	3.12	8.64	0.44	4.12	10.16

Returns less than one year are cumulative. Performance data quoted represents past performance. Past performance is not a guarantee of future results; current performance may be higher or lower than performance quoted. Investment returns and principal value will fluctuate and Shares, when redeemed, may be worth more or less than their original cost. See [invesco.com](https://www.invesco.com) to find the most recent month-end performance numbers. Market returns are based on the midpoint of the bid/ask spread at 4 p.m. ET and do not represent the returns an investor would receive if shares were traded at other times. Fund performance reflects fee waivers, absent which, performance data quoted would have been lower. Please keep in mind that high, double-digit and/or triple-digit returns are highly unusual and cannot be sustained.

## Fund inception: March 03, 2011

Not a Deposit Not FDIC Insured Not Guaranteed by the Bank May Lose Value Not Insured by any Federal Government Agency.

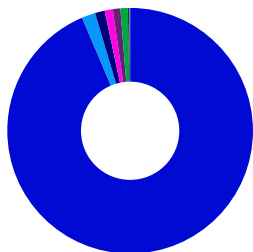
Shares are not individually redeemable. Shares may be acquired from the Fund and tendered for redemption to the Fund in Creation and Redemption Units only, typically consisting of 100,000 Shares.

Index returns do not represent Fund returns. An investor cannot invest directly in an index.

Neither the underlying Index nor the benchmark indexes charge management fees or brokerage expenses, and no such fees or expenses were deducted from the performance shown; nor do any of the indexes lend securities, and no revenues from securities lending were added to the performance shown. In addition, the results actual investors might have achieved would have differed from those shown because of differences in the timing, amounts of their investments, and fees and expenses associated with an investment in the Fund.


<sup>1</sup>Morningstar LSTA US Leveraged Loan Index is an unmanaged index considered representative of the US leveraged loan market.

### Geographic allocation (%)



United States	93.60
Netherlands	1.79
Canada	1.28
Ireland	1.06
Germany	0.99
United Kingdom	0.97
France	0.23
Hong Kong	0.07

### Sector allocation (%)



Corporate	99.90
Equity	0.10

### Top ETF holdings (%)

Name	Coupon	Maturity	Weight
AthenaHealth Group Inc	6.42	Feb 15, 2029	1.75
UKG Inc	6.17	Feb 10, 2031	1.75
Sedgwick Claims Management Services Inc	6.17	Jul 31, 2031	1.54
Hopper Merger Sub Inc	5.92	Jan 14, 2033	1.48
Proofpoint Inc	6.67	Aug 31, 2028	1.48
Al Aqua Merger Sub Inc	6.41	Jul 31, 2028	1.47
Dayforce Bidco LLC	6.66	Feb 04, 2033	1.46
Peraton Corp	7.52	Feb 01, 2028	1.45
TKO Worldwide Holdings LLC	5.67	Nov 21, 2031	1.38
Great Outdoors Group LLC	6.92	Jan 23, 2032	1.37

Please see the website for complete holdings information. Holdings are subject to change and are not a buy/sell recommendation. Credit rating quality allocations data seen in the table below applies to securities only - not money market instruments.

### Credit ratings (%)

BBB	7.17
BB	32.49
B	59.22
CCC	0.71
Not Rated	0.42

### Maturity (%)

1 to 3 years	21.75
3 to 5 years	25.17
> 5 years	53.08

### Investment risks

There are risks involved with investing in ETFs, including possible loss of money. Shares are not actively managed and are subject to risks similar to those of stocks, including those regarding short selling and margin maintenance requirements. Ordinary brokerage commissions apply. The Fund's return may not match the return of the Underlying Index. The Fund is subject to certain other risks. Please see the current prospectus for more information regarding the risk associated with an investment in the Fund.

Most senior loans are made to corporations with below investment-grade credit ratings and are subject to significant credit, valuation and liquidity risk. The value of the collateral securing a loan may not be sufficient to cover the amount owed, may be found invalid or may be used to pay other outstanding obligations of the borrower under applicable law. There is also the risk that the collateral may be difficult to liquidate, or that a majority of the collateral may be illiquid.

The Fund may hold illiquid securities that it may be unable to sell at the preferred time or price and could lose its entire investment in such securities.

An issuer may be unable to meet interest and/or principal payments, thereby causing its instruments to decrease in value and lowering the issuer's credit rating.

The Fund may engage in frequent trading of its portfolio securities in connection with the rebalancing or adjustment of the Underlying Index.

Interest rate risk refers to the risk that bond prices generally fall as interest rates rise and vice versa.

The Fund's use of a representative sampling approach will result in its holding a smaller number of securities than are in the underlying Index, and may be subject to greater volatility.

Reinvestment risk is the risk that a bond's cash flows (coupon income and principal repayment) will be reinvested at an interest rate below that on the original bond.

Investments focused in a particular industry or sector are subject to greater risk, and are more greatly impacted by market volatility, than more diversified investments.

The Fund currently intends to effect creations and redemptions principally for cash, rather than principally in-kind because of the nature of the Fund's investments. As such, investments in the Fund may be less tax efficient than investments in ETFs that create and redeem in-kind.

Under a participation in senior loans, the fund generally will have rights that are more limited than those of lenders or of persons who acquire a senior loan by assignment. In a participation, the fund assumes the credit risk of the lender selling the participation in addition to the credit risk of the borrower. In the event of the insolvency of the lender selling the participation, the fund may be treated as a general creditor of the lender and may not have a senior claim to the lender's interest in the senior loan. Certain participations in senior loans are illiquid and difficult to value.

The Fund is non-diversified and may experience greater volatility than a more diversified investment.

Non-investment grade securities may be subject to greater price volatility due to specific corporate developments, interest-rate sensitivity, negative perceptions of the market, adverse economic and competitive industry conditions and decreased market liquidity.

The risks of investing in securities of foreign issuers can include fluctuations in foreign currencies, political and economic instability, and foreign taxation issues.

### Important information

The Global Industry Classification Standard was developed by and is the exclusive property and a service mark of MSCI, Inc. and Standard & Poor's.

This does not constitute a recommendation of any investment strategy or product for a particular investor. Investors should consult a financial professional before making any investment decisions.

The Morningstar® LSTA® US Leveraged Loan 100 Index™ (the "Underlying Index") is a product of Morningstar, Inc. ("Morningstar") licensed for use by Invesco Capital Management LLC (the "Adviser"). Morningstar® is a registered trademark of Morningstar, licensed for certain use by the Adviser. Loan Syndications and Trading Association® and LSTA® are trademarks of the LSTA licensed for certain use by Morningstar, and further sublicensed by Morningstar for certain use by the Adviser. The Invesco Senior Loan ETF (the "Fund") is not sponsored, endorsed, sold or promoted by Morningstar and/or their respective affiliates or LSTA, and none of such parties make any representation regarding the advisability of investing in such Fund nor do they have any liability for any errors, omissions, or interruptions of the Underlying Index.

**Before investing, investors should carefully read the prospectus and consider the investment objectives, risks, charges and expenses. For this and more complete information about the fund, investors should ask their financial professionals for a prospectus or download one at [invesco.com](http://invesco.com)**

Note: Not all products available through all firms or in all jurisdictions.

---

#### **Glossary**

**30 Day SEC Unsubsidized Yield** reflects the 30-day yield if the investment adviser were not waiving all or part of its fee or reimbursing the fund for part of its expenses during the period as defined by the guidelines, where applicable, referenced in the current prospectus. Total return would have also been lower in the absence of these temporary reimbursements or waivers.

**30 Day SEC Yield** is based on a 30-day period and is computed by dividing the net investment income per share earned during the period by the maximum offering price per share on the last day of the period.

**A credit rating** is an assessment provided by a nationally recognized statistical rating organization (NRSRO) of the creditworthiness of an issuer with respect to debt obligations, including specific securities, money market instruments or other debts. Ratings are measured on a scale that generally ranges from AAA (highest) to D (lowest); ratings are subject to change without notice. NR indicates the debtor was not rated and should not be interpreted as indicating low quality. For more information on rating methodologies, please visit the following NRSRO websites: [www.spglobal.com](http://www.spglobal.com) and select 'Understanding Credit Ratings' under Rating Resources 'About Ratings' on the homepage.; <https://ratings.moodys.io/ratings> and select 'Understanding Ratings' on the homepage.; <https://www.fitchratings.com> and select 'Ratings Definitions Criteria' under 'Resources' on the homepage. Then select 'Rating Definitions' under 'Resources' on the 'Contents' menu.

**Intraday NAV** is a symbol representing estimated fair value based on the most recent intraday price of underlying assets.